

3.810 GHz Surface Mount Bandpass Filter

B038MC9S

www.knowlesc capacitors.com

DESCRIPTION

One of DLI's surface mount catalog band pass filters. This filter utilizes DLI's low loss temperature stable materials which offer small size and minimal performance variation over temperature. The catalog BPF's are offered in a variety of frequency bands, which offers a drop in solution with highly repeatable performance.

FEATURES

- Small Size
- Solder Surface Mount Package
- Moisture Sensitivity Level: MSL1
- Frequency Stable over Temperature
- Operating & Storage Temp: -55°C to +125°C
- Characteristic Impedance: 50Ω

Packaging and Ordering information:

To request Tape and Reel packaging, please order part number B038MC9S-T



SPECIFICATIONS*

Parameter	Frequency Range (GHz)	Min	Typ.	Max
Insertion Loss (dB)	3.62 - 4.00	-	3.0	4.0
Return Loss (dB)		10	15	12
Low Side Rejection (dB)	DC - 3.25	40	45	-
High Side Rejection (dB)	4.45 - 12.00	40	45	-
Input Power (W)			TBD	
Size (L x W x H)	0.500 x 0.250 x 0.098 in 12.70 x 6.35 x 2.49 mm			

*Electrical specifications based on typical probed performance at room temperature. Insertion loss shall vary ± 0.5 dB over temperature.

Information in this document is for informational and guideline purposes only. All information regarding the Product described in this datasheet is subject to change from time to time at Knowles Precision Devices' sole discretion. It is the customer's sole responsibility to evaluate the suitability of the Product in the customer's particular application. Knowles Precision Devices assumes no responsibility or liability for the use of the information contained within.

2777 Route 20 East, Cazenovia, NY 13035 | Ph.: (315)655-8710

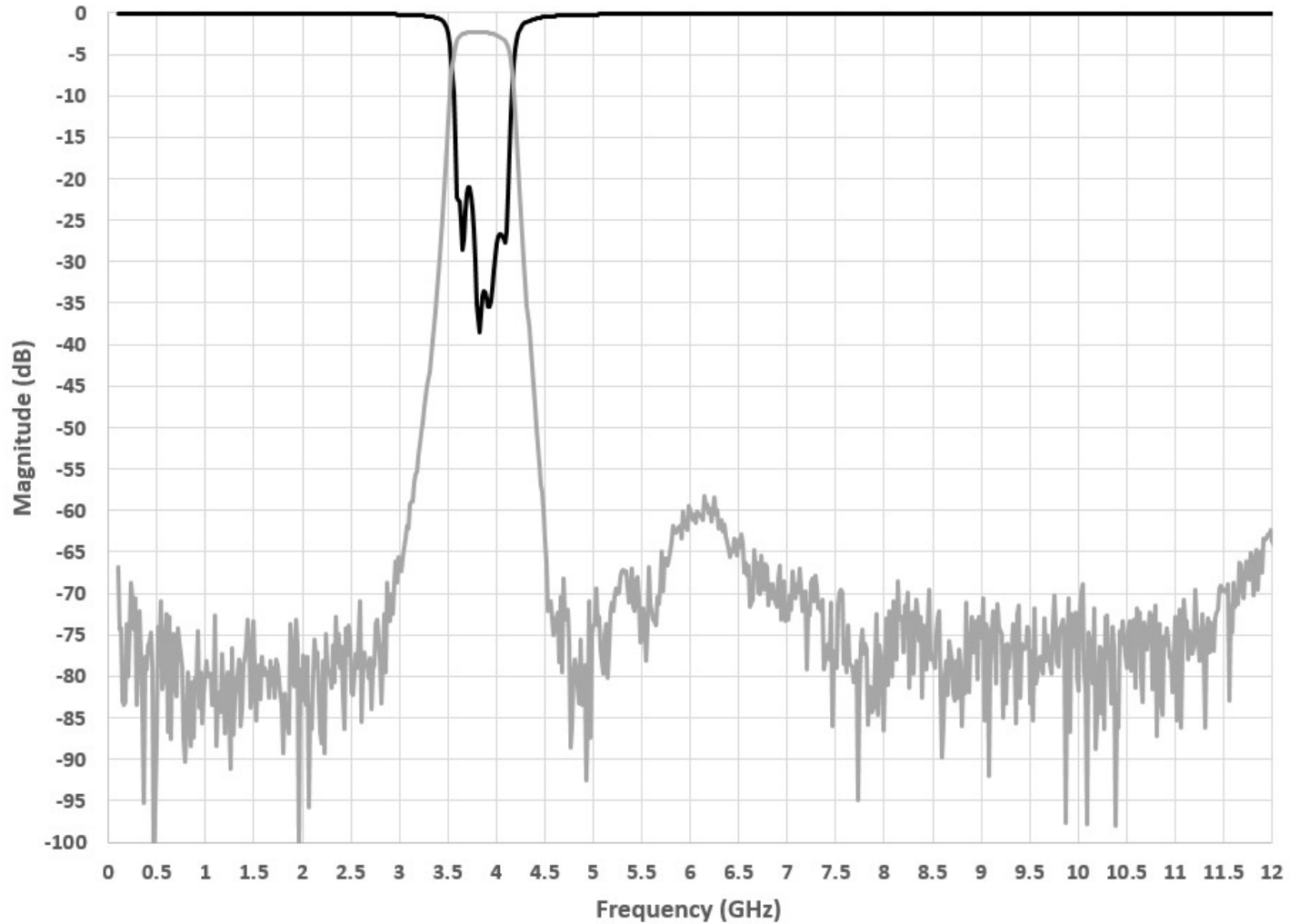
To Order Contact KCCSales@knowles.com | For Technical Inquiries Contact DLIengineering@knowles.com

3.810 GHz Surface Mount Bandpass Filter

B038MC9S

www.knowlescapacitors.com

Typical Measured Performance*



*Typical de-embedded measured performance mounted on a connectorized test DEB (0.010in RO4350B with 50Ω CPW ground traces), tested at room temperature

2777 Route 20 East, Cazenovia, NY 13035 | Ph.: (315)655-8710

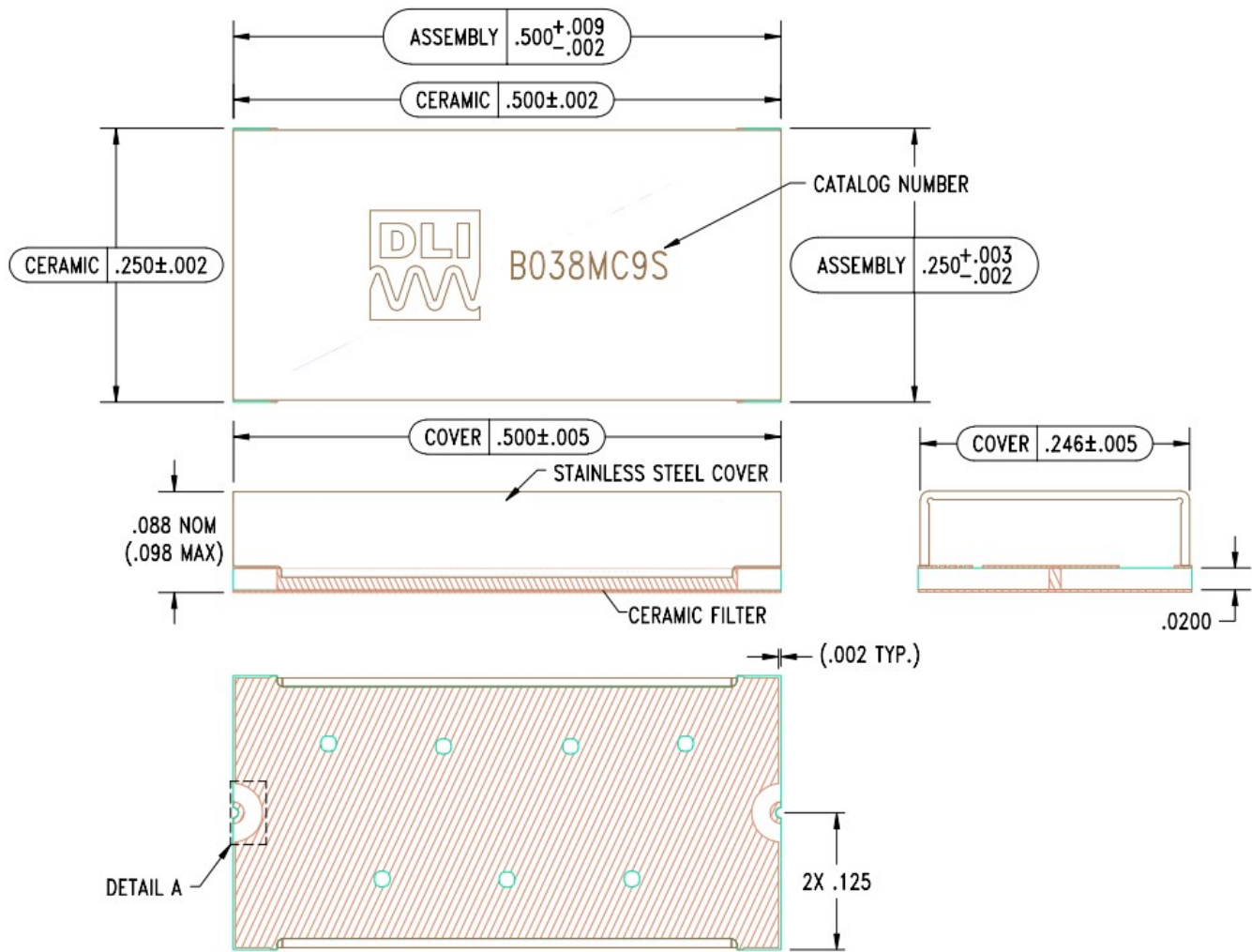
To Order Contact KCCSales@knowles.com | For Technical Inquiries Contact DLIengineering@knowles.com

3.810 GHz Surface Mount Bandpass Filter

B038MC9S

Physical Dimensions

Units = inches



Notes :

1. Mounting Surface Metallization:

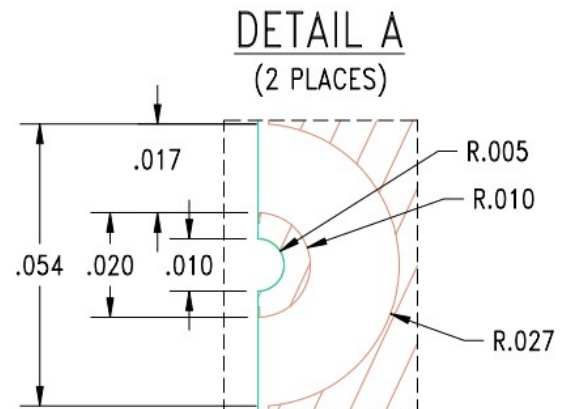
ENIG: 3 - 6 μ inch Au over 50 μ inch Ni

2. Maximum Assembly Process Temperature: 250°C

Tolerances:

For values with 3 decimal places ± 0.001

For values with 4 decimal places ± 0.0005



2777 Route 20 East, Cazenovia, NY 13035 | Ph.: (315)655-8710

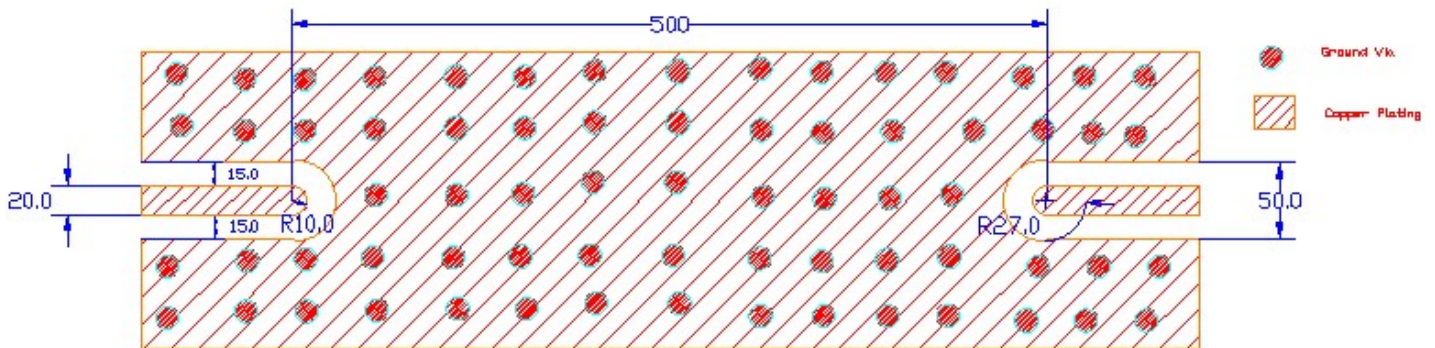
To Order Contact KCCSales@knowles.com | For Technical Inquiries Contact DLIengineering@knowles.com

3.810 GHz Surface Mount Bandpass Filter

B038MC9S

www.knowlescapacitors.com

Recommended PCB Layout (unit = mils)



Note:

- 50Ω trace dimensions are application specific.
- 50Ω trace dimensions are designed for 10mil thick R04350B Rogers Board .
- Ensure adequate grounding beneath the part.

For further details and best practices, reference the **Microwave Products Guide**, available at:
<https://www.knowlescapacitors.com/Support/Catalogs>

2777 Route 20 East, Cazenovia, NY 13035| Ph.: (315)655-8710

To Order Contact KCCSales@knowles.com | For Technical Inquiries Contact DLIengineering@knowles.com