

## 16.5GHz Surface Mount Bandpass Filter B165LA1S

[www.knowlesc capacitors.com](http://www.knowlesc capacitors.com)

### DESCRIPTION

DLI's surface mount catalog bandpass filters utilize DLI's low loss temperature stable materials which offer small size and minimal performance variation over temperature. The catalog BPF's are offered in a variety of frequency bands, which offers a drop in solution with highly repeatable performance.

### FEATURES

- Small Size
- Fully Shielded Component
- Solder Surface Mount Package
- Moisture Sensitivity Level: MSL1
- Frequency Stable over Temperature
- Operating & Storage Temp: -55°C to +125°C
- Characteristic Impedance: 50Ω

### Packaging and Ordering Information:

To request tape and reel packaging, please order part number B165LA1S-T, see additional data on page 5.



### SPECIFICATIONS\*

Parameter	Frequency Range (GHz)	Min	Typ.	Max
Insertion Loss (dB)	16.0 - 17.0		2.75	3.0
Return Loss (dB)		12.0	15.0	
Low Side Rejection (dB)	DC - 14.5	40.0	45.0	
High Side Rejection (dB)	18.0 - 25.0	40.0	45.0	
CW Input Power (W)**				5
$\theta_{JC} \left( \frac{^{\circ}C}{W} \right)$	15			
Size (L x W x H)	0.400 x 0.200 x 0.098 in 10.16 x 5.0 x 2.5 mm			

\*Electrical specifications based on typical probed performance at room temperature. Insertion loss shall vary  $\pm 0.5$ dB over temperature.

\*\*Power rating assumes the component will be mounted to a PCB with good thermally conducting ground vias as outlined in the recommended PCB layout that are connected to an adequate heat sink. Max power is based on 125°C base temperature.

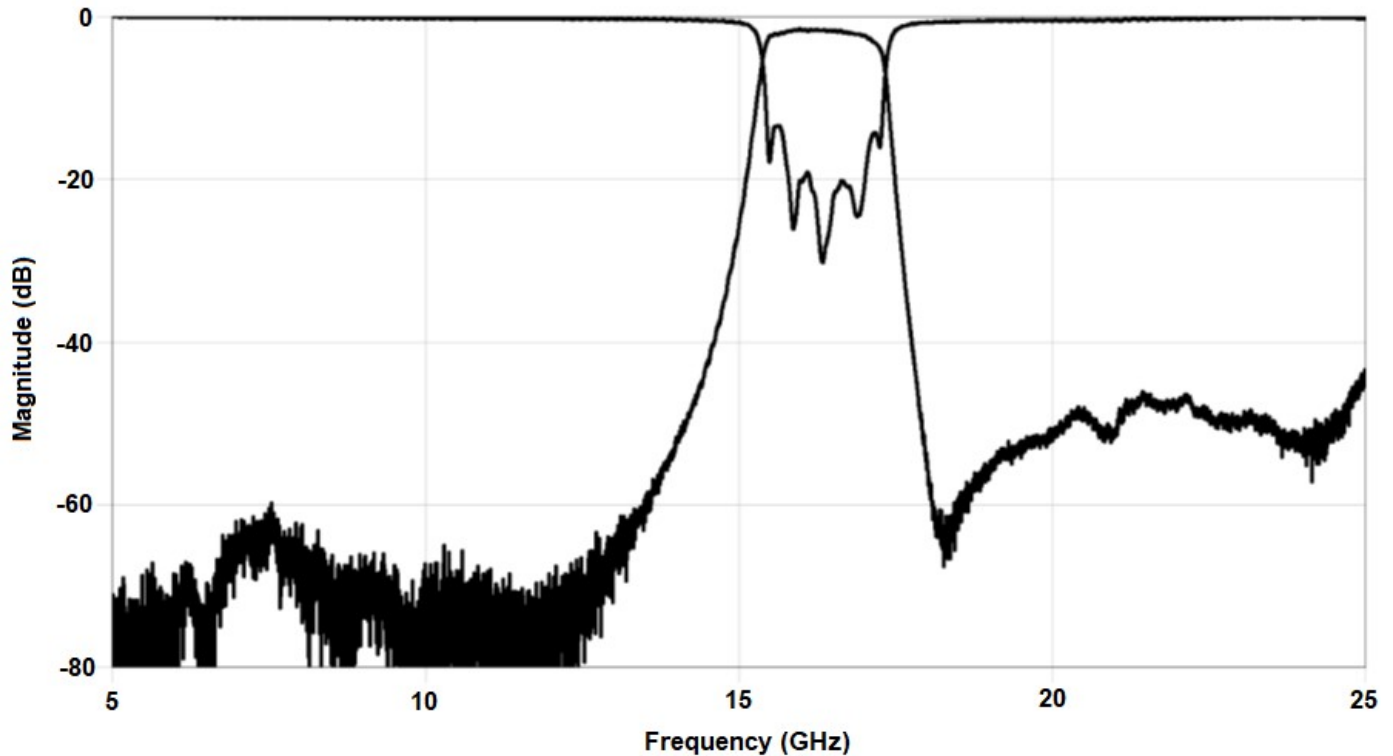
Information in this document is for informational and guideline purposes only. All information regarding the Product described in this datasheet is subject to change from time to time at Knowles Precision Devices' sole discretion. It is the customer's sole responsibility to evaluate the suitability of the Product in the customer's particular application. Knowles Precision Devices assumes no responsibility or liability for the use of the information contained within.

2777 Route 20 East, Cazenovia, NY 13035 | Ph.: (315)655-8710

To Order Contact [KCCSales@knowles.com](mailto:KCCSales@knowles.com) | For Technical Inquiries Contact [DLIengineering@knowles.com](mailto:DLIengineering@knowles.com)

**16.5GHz Surface Mount Bandpass Filter  
B165LA1S**

**Typical Measured Performance**



\*Typical de-embedded measured performance mounted on a connectorized test fixture. DEB is 0.010in RO4350B with 50.0Ohm CPW ground traces going into the ports at room temperature.

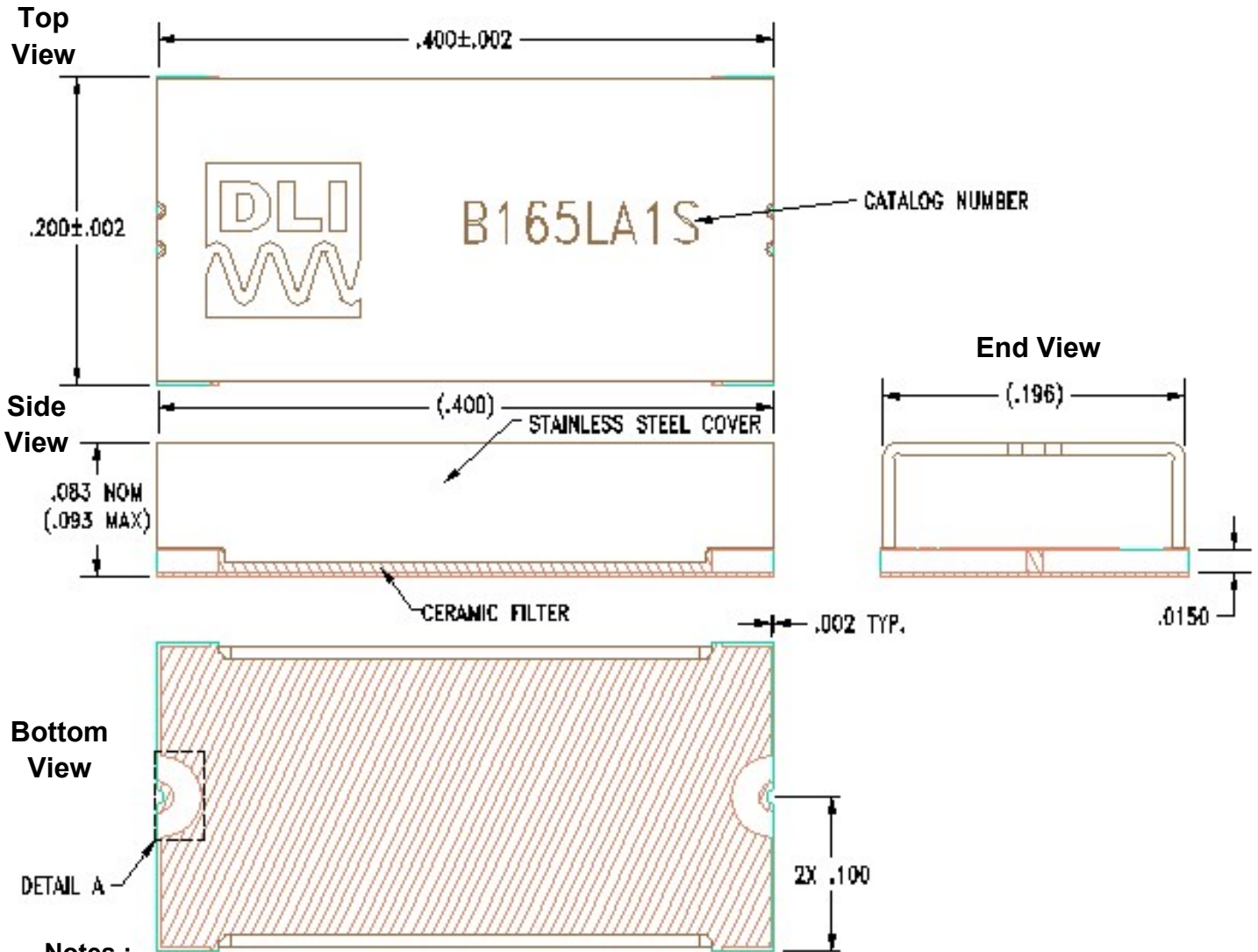
2777 Route 20 East, Cazenovia, NY 13035 | Ph.: (315)655-8710

To Order Contact [KCCSales@knowles.com](mailto:KCCSales@knowles.com) | For Technical Inquiries Contact [DLengineering@knowles.com](mailto:DLengineering@knowles.com)

**16.5GHz Surface Mount Bandpass Filter**  
**B165LA1S**

**Physical Dimensions**

Units = inches



**Notes :**

1. Termination Finish:

ENIG: 3 - 6  $\mu$ inch Au over 50  $\mu$ inch Ni

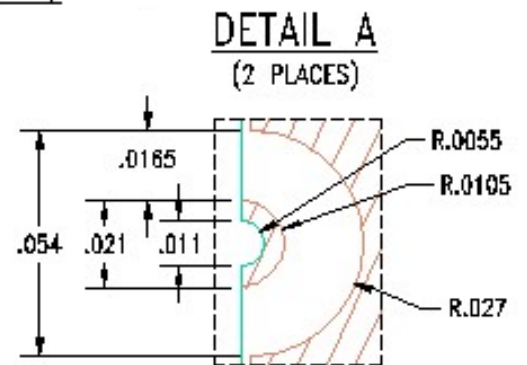
2. Maximum Assembly Process Temperature: 250°C

**Tolerances:**

For values with 3 decimal places  $\pm 0.001$

For values with 4 decimal places  $\pm 0.0005$

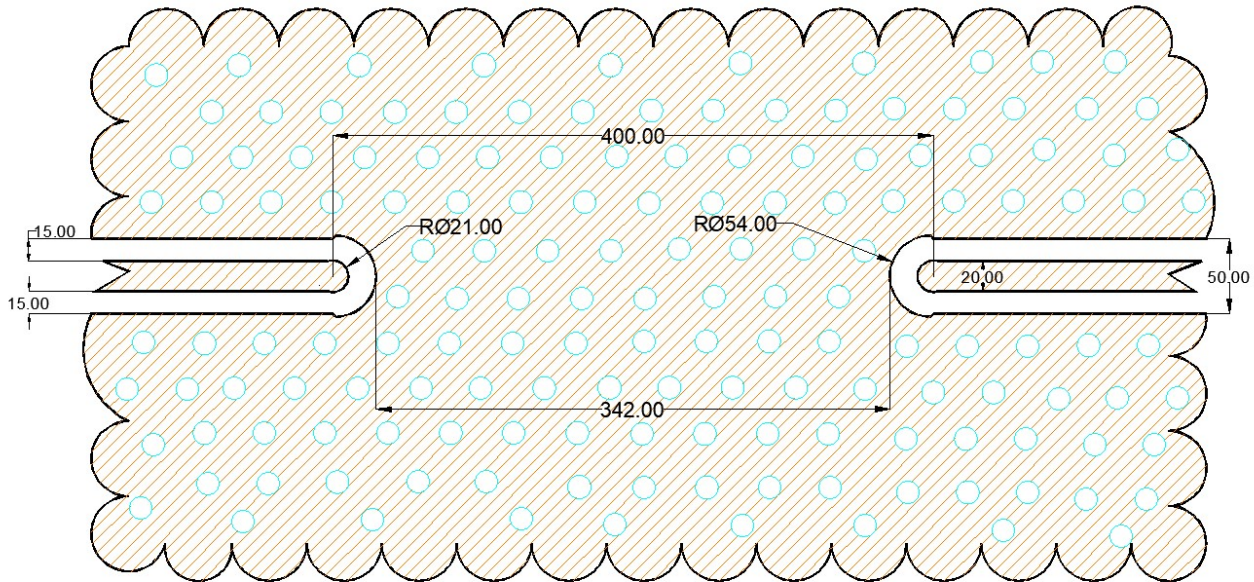
2777 Route 20 East, Cazenovia, NY 13035 | Ph.: (315)655-8710



To Order Contact [KCCSales@knowles.com](mailto:KCCSales@knowles.com) | For Technical Inquiries Contact [DLIengineering@knowles.com](mailto:DLIengineering@knowles.com)

**16.5GHz Surface Mount Bandpass Filter**  
**B165LA1S**

**Recommended PCB Layout ( Unit : mil )**



**PWB TOP METAL**



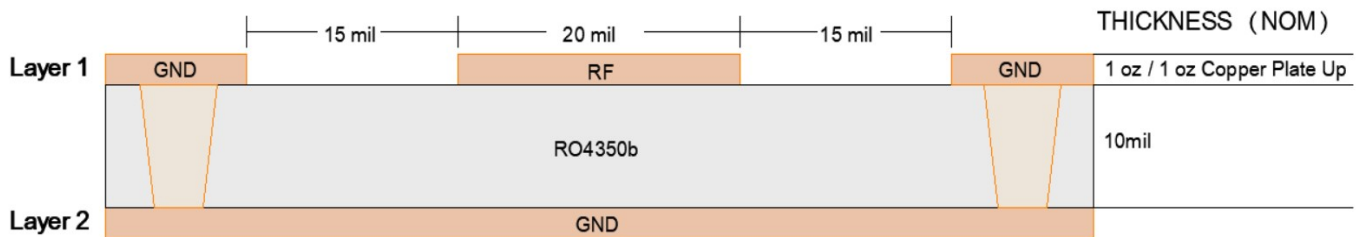
**PWB DRILL**

**PCB RECOMMENDED STACKUP**

Filter is matched to RF layer stackup seen below

Dimensions are specified below in inches ( not to scale)

- Board material : RO4350b
- Board material design dk : 3.66
- CPWG : 20mil trace width, 15mil gaps



For further details and best practices, reference the **Microwave Products Guide**, available at: <https://www.knowlescapacitors.com/Support/Catalogs>

2777 Route 20 East, Cazenovia, NY 13035| Ph.: (315)655-8710

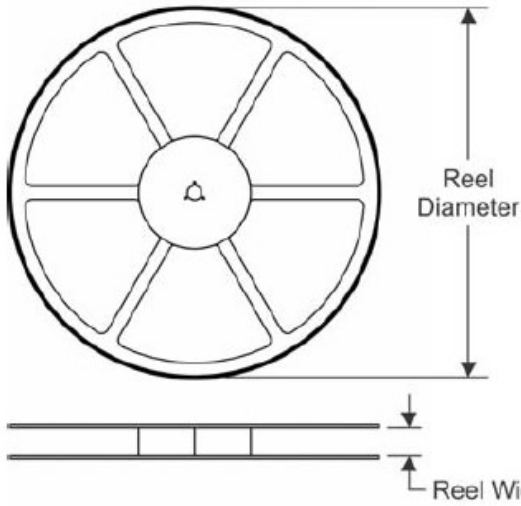
To Order Contact [KCCSales@knowles.com](mailto:KCCSales@knowles.com) | For Technical Inquiries Contact [DLIengineering@knowles.com](mailto:DLIengineering@knowles.com)



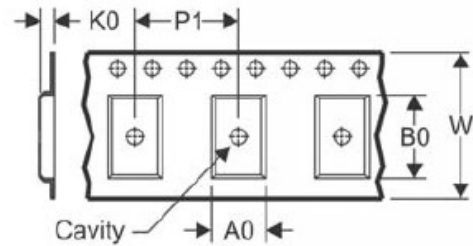
**16.5GHz Surface Mount Bandpass Filter**  
**B165LA1S**

**TAPE AND REEL INFORMATION**

**REEL DIMENSIONS**

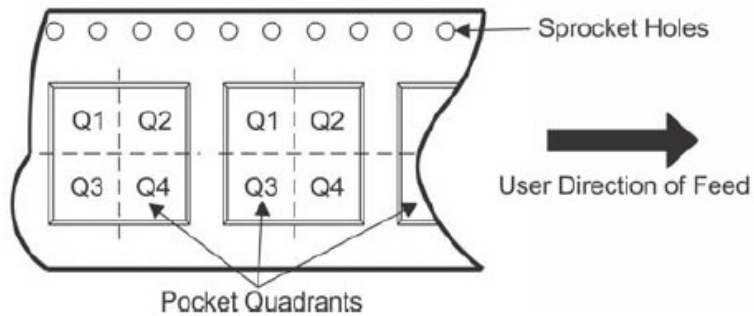


**TAPE DIMENSIONS**



A0	Dimension designed to accommodate the component width
B0	Dimension designed to accommodate the component length
K0	Dimension designed to accommodate the component thickness
W	Overall width of the carrier tape
P1	Pitch between successive cavity centers

**QUADRANT ASSIGNMENTS FOR PIN 1 ORIENTATION IN TAPE**



\*All dimensions are nominal

Device	Package Type	Reel Diameter (mm)	Reel Width W1 (mm)	A0 (mm)	B0 (mm)	K0 (mm)	P1 (mm)	W (mm)	Pin1 Quadrant
B165LA1S -T	SMD	180	24.4	5.3	11.7	2.6	8	24	Q1&2

2777 Route 20 East, Cazenovia, NY 13035 | Ph.: (315)655-8710

To Order Contact [KCCSales@knowles.com](mailto:KCCSales@knowles.com) | For Technical Inquiries Contact [DLIengineering@knowles.com](mailto:DLIengineering@knowles.com)