

47.9GHz Surface Mount Bandpass Filter

B479KB0S

www.knowlesc capacitors.com

DESCRIPTION

One of DLI's surface mount catalog bandpass filters. This filter utilizes DLI's low loss temperature stable materials which offer small size and minimal performance variation over temperature. DLI's catalog BPF offering covers a variety of frequency bands, providing drop-in solutions with highly repeatable performance.

FEATURES

- Small Size
- Shielded Component
- Surface Mount Package
- Moisture Sensitivity Level: MSL1
- Frequency Stable over Temperature
- Operating & Storage Temp: -55°C to +125°C
- 50Ω Characteristic Impedance

Packaging and Ordering information:

To request Tape and Reel packaging, please order part number B479KB0S-T

SPECIFICATIONS*

Parameter	Frequency Range (GHz)	Min	Typ.	Max
Insertion Loss (dB)	47.2 - 48.2	—	2.0	4.25
Return Loss (dB)		10	12	—
Low Side Rejection (dB)	DC - 40.0 40.0 - 45	40 20	50 25	— —
High Side Rejection (dB)	50.0 - 51.25 51.25 - 62.0	20 30	25 40	— —
Size (L x W x H)	0.250 X 0.080 X 0.085 in 6.35 X 2.032 X 2.159 mm			

*Electrical specifications at room temperature. Insertion loss shall vary up to ±0.5 dB over temperature.



Information in this document is for informational and guideline purposes only. All information regarding the Product described in this datasheet is subject to change from time to time at Knowles Precision Devices' sole discretion. It is the customer's sole responsibility to evaluate the suitability of the Product in the customer's particular application. Knowles Precision Devices assumes no responsibility or liability for the use of the information contained within.

2777 Route 20 East, Cazenovia, NY 13035| Ph.: (315)655-8710

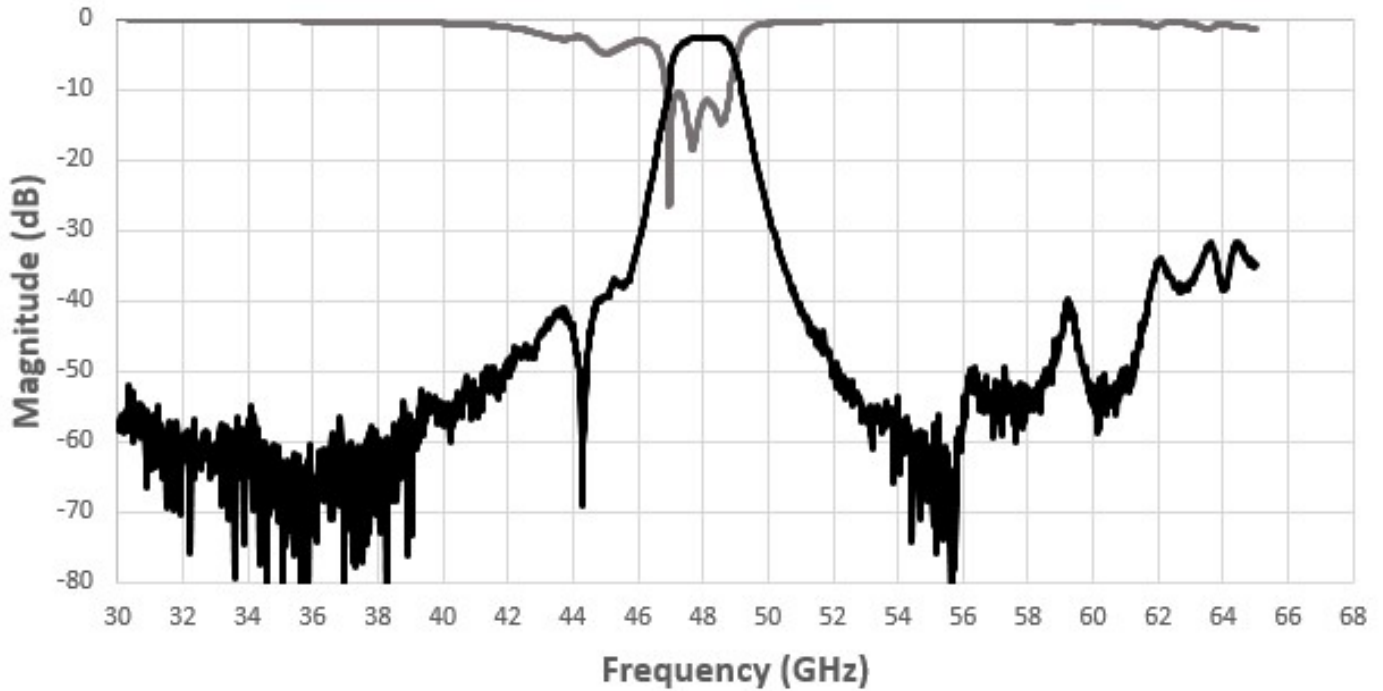
To Order Contact KCCSales@knowles.com | For Technical Inquiries Contact DLIengineering@knowles.com

47.9GHz Surface Mount Bandpass Filter

B479KB0S

www.knowlescapacitors.com

Typical Measured Performance



*Typical de-embedded measured performance mounted on a connectorized test DEB (0.010in RO4350B with 50Ω CPW ground traces), tested at room temperature

2777 Route 20 East, Cazenovia, NY 13035 | Ph.: (315)655-8710

To Order Contact KCCSales@knowles.com | For Technical Inquiries Contact DLIengineering@knowles.com

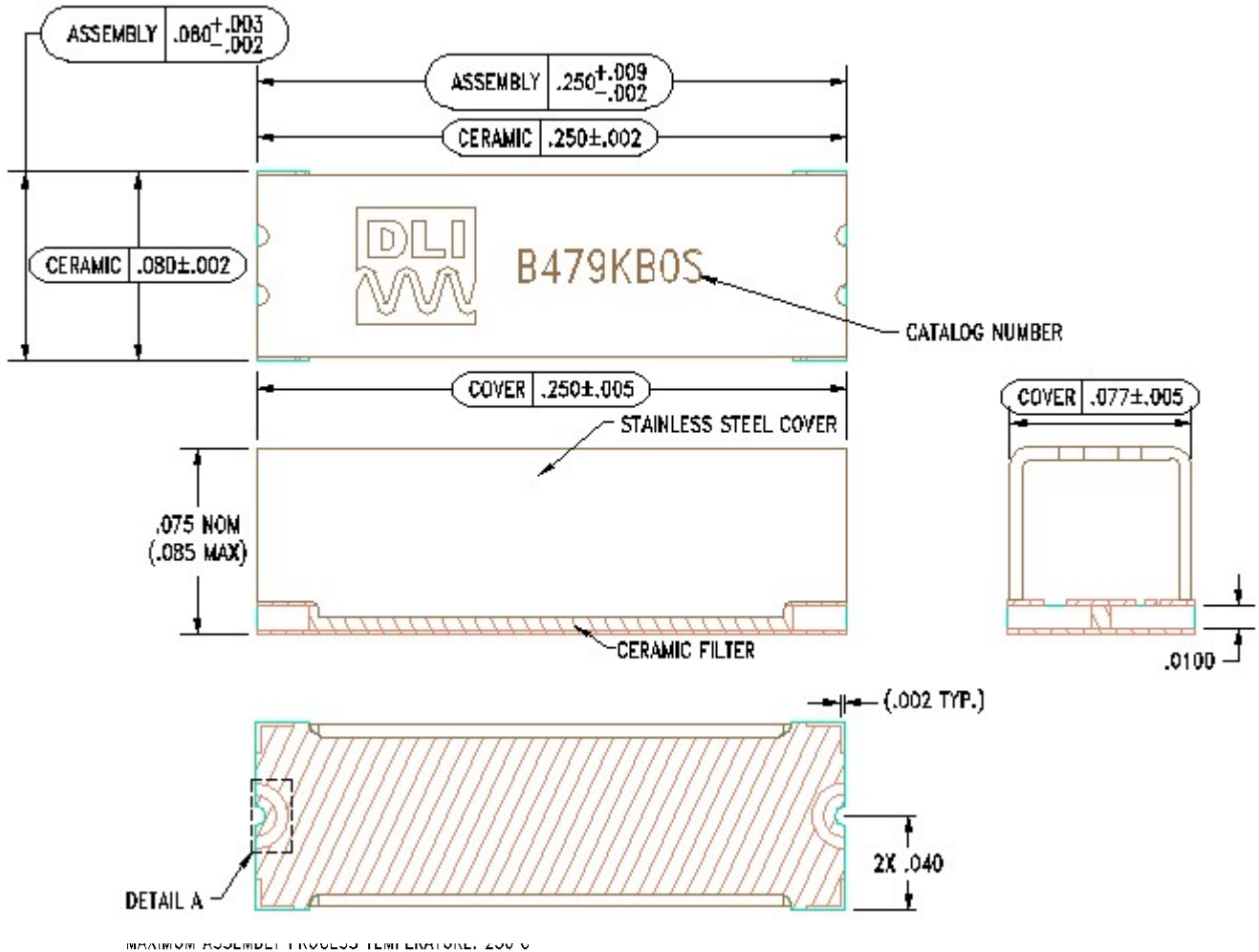
47.9GHz Surface Mount Bandpass Filter

B479KB0S

www.knowlesc capacitors.com

Physical Dimensions

Units = inches (in)



Notes :

1. Termination Finish:

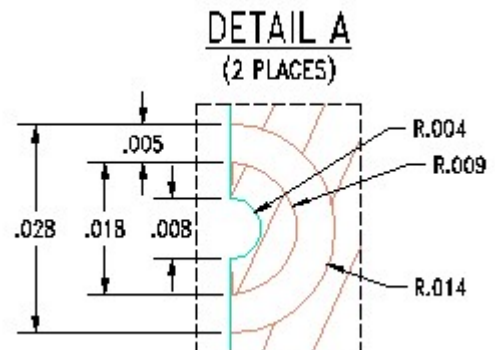
ENIG: 3 - 6 μ inch Au over 50 μ inch Ni

2. Maximum Assembly Process Temperature: 250°C

Tolerances:

For values with 3 decimal places ± 0.001

For values with 4 decimal places ± 0.0005



2777 Route 20 East, Cazenovia, NY 13035 | Ph.: (315)655-8710

To Order Contact KCCSales@knowles.com | For Technical Inquiries Contact DLIengineering@knowles.com


PCB Pattern Recommendations

Unit : mil

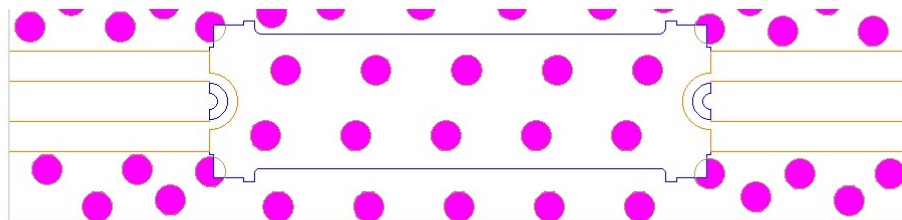
Recommended PCB board :

RF signal is carried on 50.0Ωhm GCPW Trace with these following characteristics :

- 10.0 mil Roger Board 4350B
- 15.0 mil Gap between the ground and the RF trace
- 20.0 mil Trace width
- 0.5 oz (0.7 mils) copper Plate Up



Recommended PCB layout



Filter mounted on 4350B Roger board

For further details and best practices, reference the **Microwave Products Guide**, available at:
<https://www.knowlescapacitors.com/Support/Catalogs>

2777 Route 20 East, Cazenovia, NY 13035| Ph.: (315)655-8710

To Order Contact KCCSales@knowles.com | For Technical Inquiries Contact DLengineering@knowles.com