

20 to 40GHz 20dB
Directional Coupler with Built-In Termination
FPC08035

DESCRIPTION

DLI introduces a wide band surface mountable catalog coupler with a built-in-termination. Constructed on DLI's high dielectric ceramic provides a small footprint and minimal performance variation over temperature.

FEATURES

- Small Size
- Built-In Termination
- Solder Surface Mount Package
- Moisture Sensitivity Level: MSL1
- Frequency Stable over Temperature
- Operating & Storage Temp: -55°C to +85C
- Characteristic Impedance: 50Ω

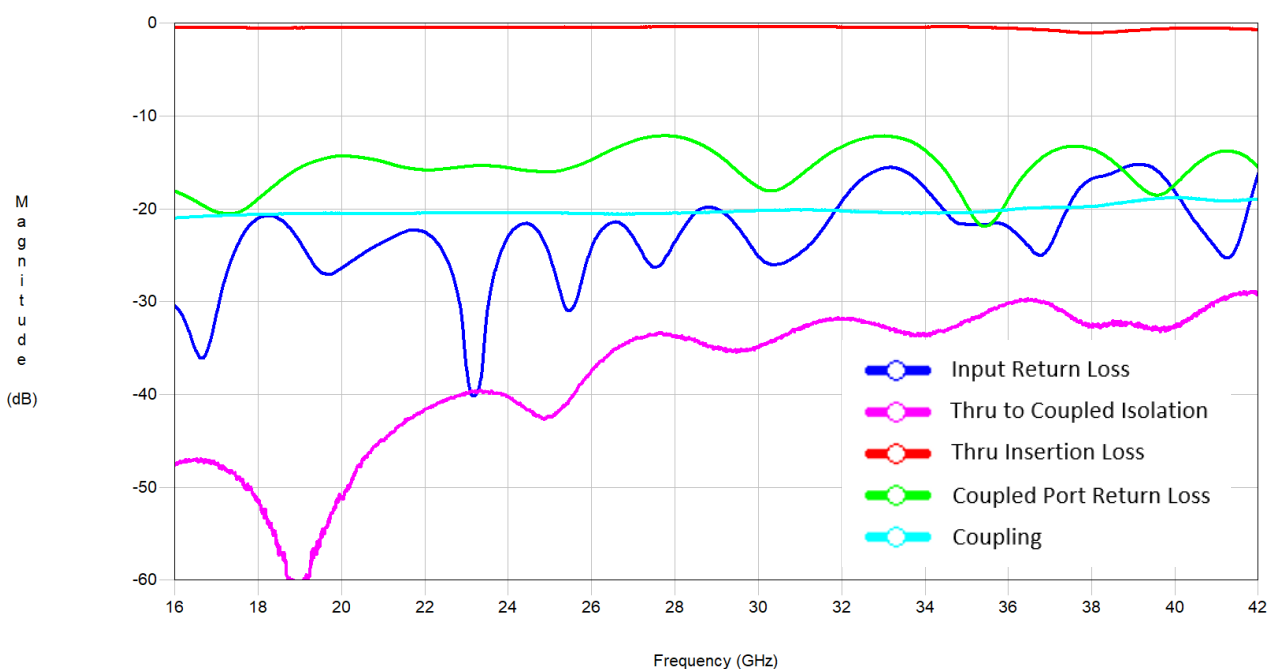
SPECIFICATIONS

Parameter	Frequency (GHz)	Min	Max
Passband Excess Insertion Loss* (dB)	20-40		0.5
Passband Return Loss (dB)		10	
Coupling (dB)		18.5	21.5
Directivity (dB)		10	
Input Power (W)			TBD
Size (LxWxH)	0.065 x 0.050x .010 in 1.651 x 1.27 x 0.254 mm		

*Electrical specifications based on typical mounted performance at room temperature. Insertion loss shall vary ±0.5dB over temperature.

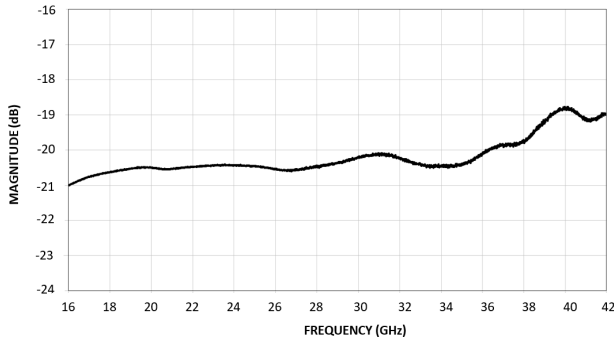
Typical Measured Performance

*Typical performance mounted on RO4350B test board at 25°C.

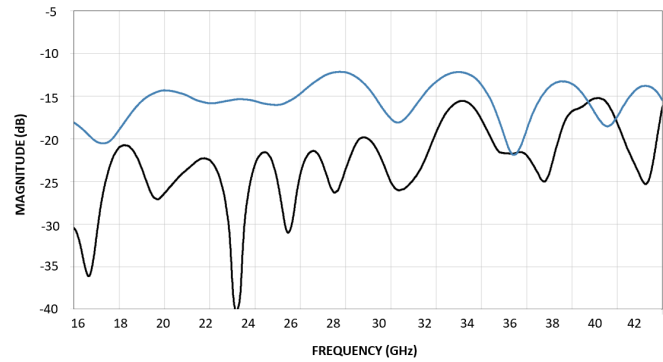


20 to 40GHz 20dB
Directional Coupler with Built-In Termination
FPC08035

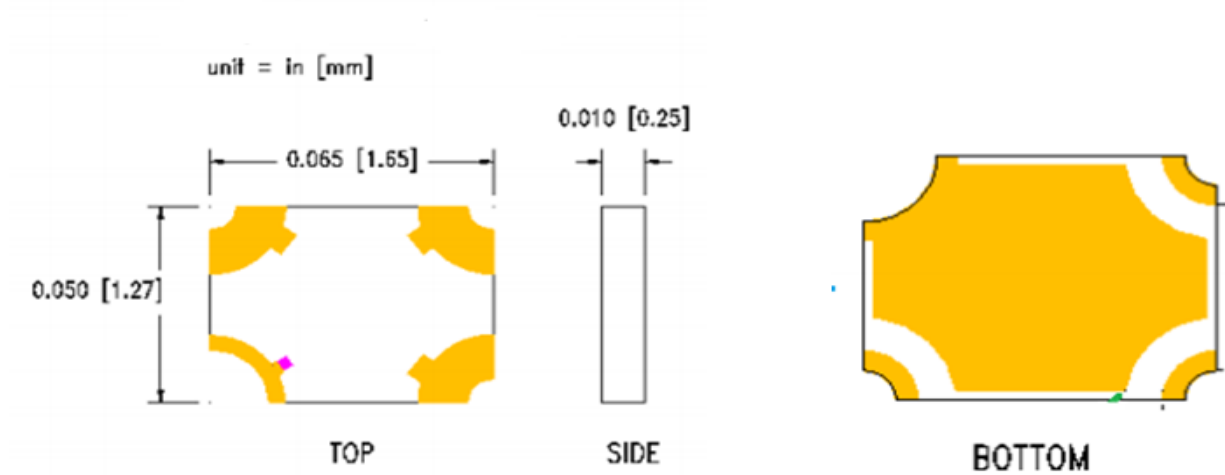
Coupling



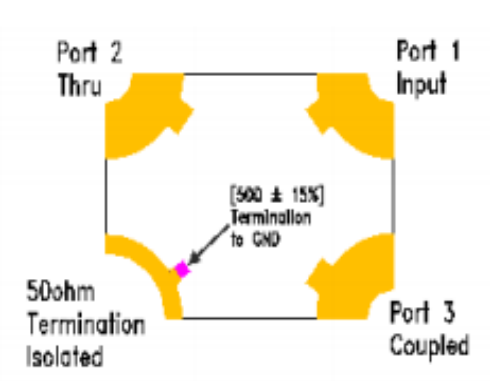
Return Loss



Physical dimension



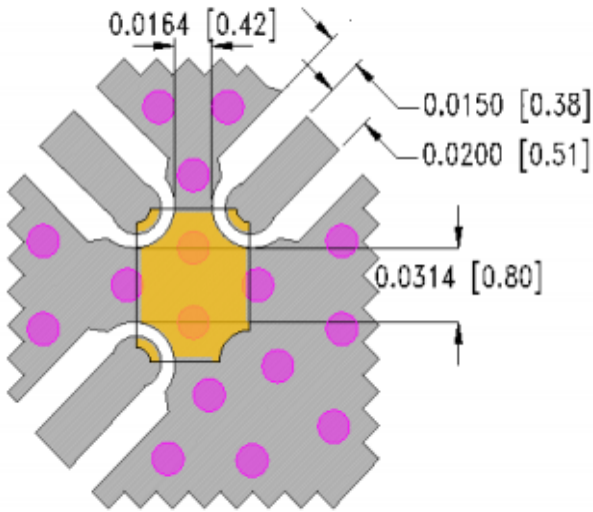
Port Configuration



20 to 40GHz 20dB
Directional Coupler with Built-In Termination
FPC08035

Recommended PWB Layout
 unit = in [mm]

- 50Ω trace dimensions are application specific
- Ensure adequate grounding beneath the part



- Ground Via
- Coupler Bottom Metallization
- PWB Top Metallization

