

## 12 to 18GHz 10dB Directional Coupler

**FPC06075**

### DESCRIPTION

DLI introduces its new high frequency surface mountable catalog direction couplers. These couplers incorporate DLI's high dielectric ceramic materials which provide small size and minimal performance variation over temperature. The components are well matched for monitoring incident and reflected power.

### FEATURES

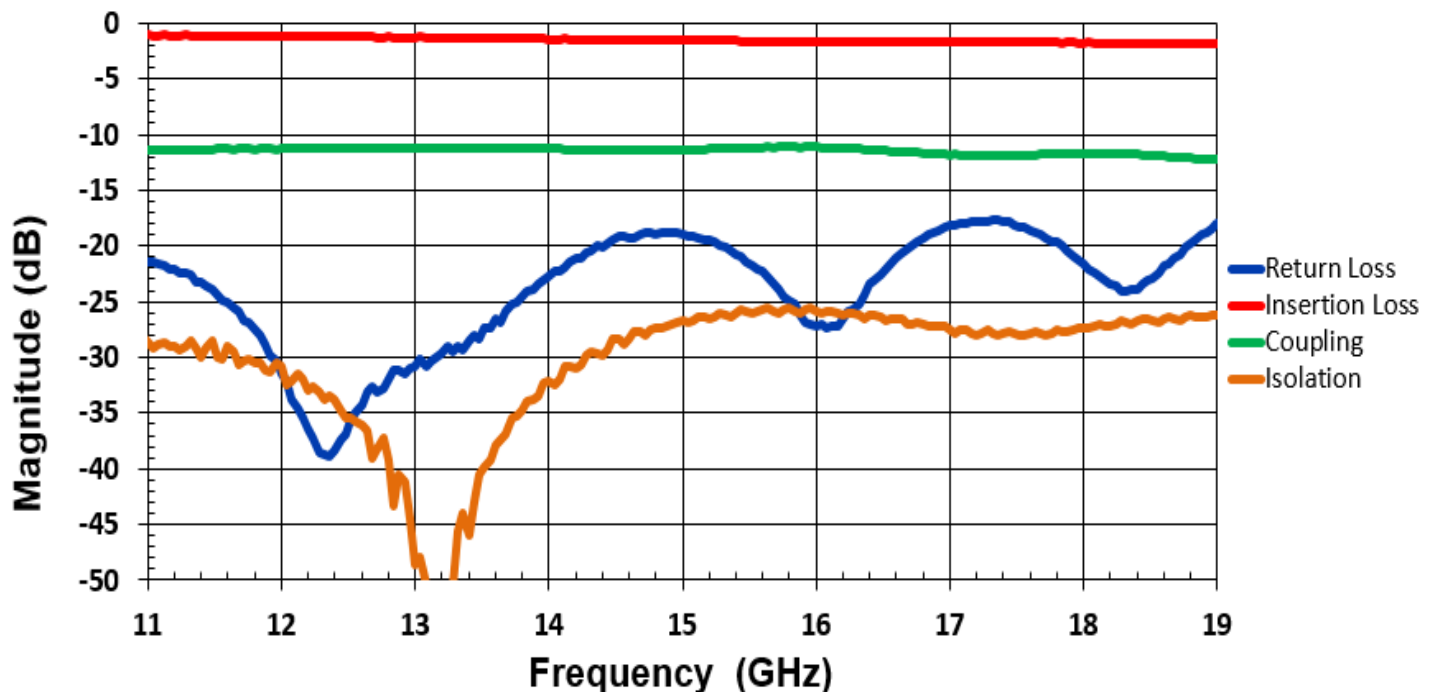
- Small Size
- Fully Shielded Component
- Solder Surface Mount Package
- Moisture Sensitivity Level: MSL1
- Frequency Stable over Temperature
- Operating & Storage Temp: -55°C to +125°C
- Characteristic Impedance: 50Ω

### SPECIFICATIONS\*

Parameter	Frequency (GHz)	Min	Max
Passband Insertion Loss* (dB)	12 - 18		0.5
Passband Return Loss (dB)		15	
Coupling (dB)		11	12
Directivity (dB)		14	
Input Power			TBD
Size (LxWxH)	0.100 x .080 x .015 in 2.54 x 2.032 x .381mm		

\*Electrical specifications based on typical mounted performance at room temperature. Insertion loss shall vary  $\pm 0.5$ dB over temperature.

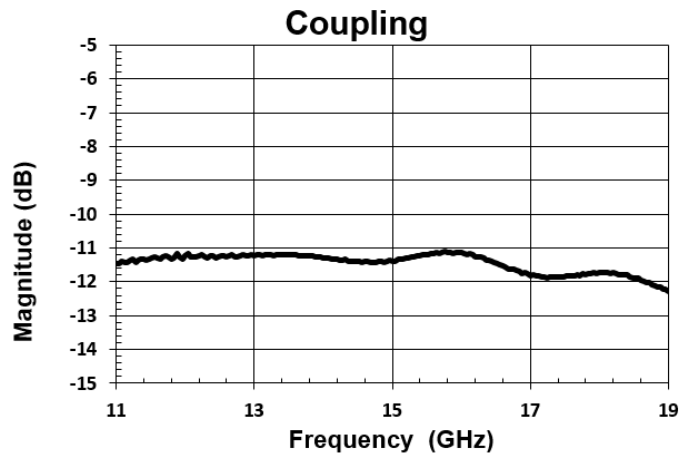
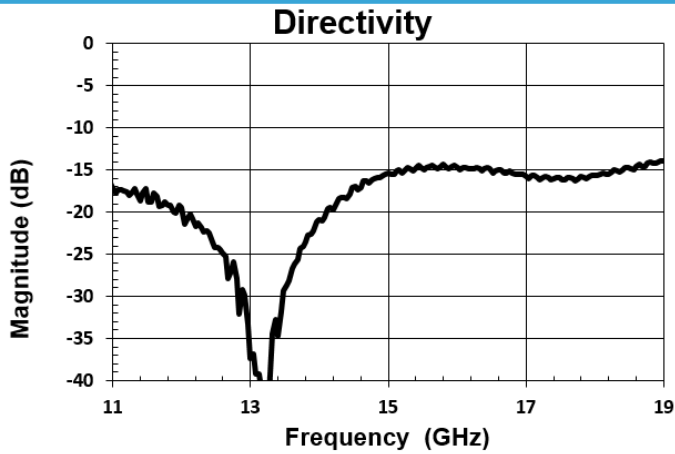
### Typical Measured Performance



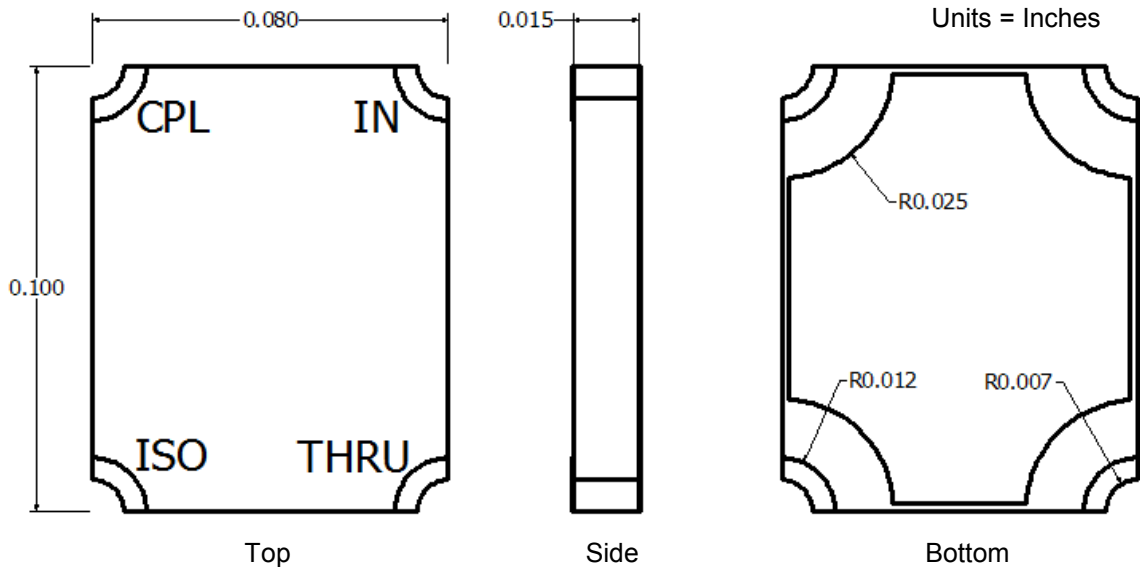
\*Typical measured performance mounted on RO4350B test board at 25°C.

**12 to 18GHz 10dB Directional Coupler**

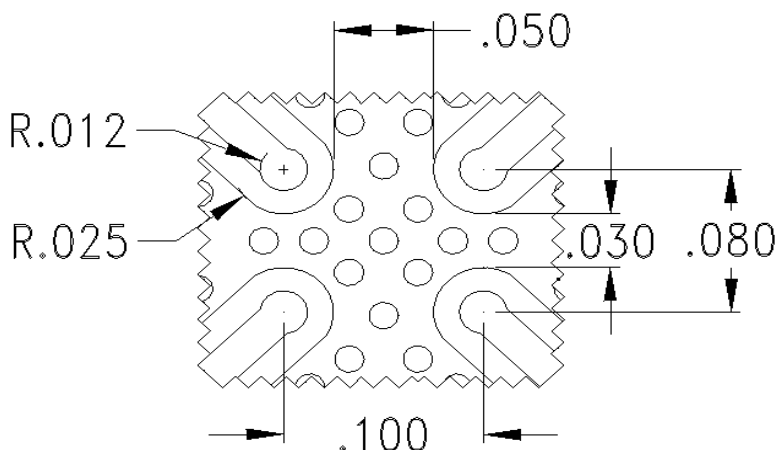
**FPC06075**



**Physical Dimensions**



**Recommended PCB Layout**



- 50Ω trace dimensions are application specific.
- Ensure adequate grounding beneath the part.
- Trace feed locations can be horizontal, vertical or angled.

