

5.9-6.5GHz 3dB Branchline Coupler

FPC06700

DESCRIPTION

DLI introduces its new high frequency surface mountable catalog branchline couplers. These couplers incorporate DLI's high dielectric ceramic materials which provide small size and minimal performance variation over temperature. The components are well matched for monitoring incident and reflected power.

FEATURES

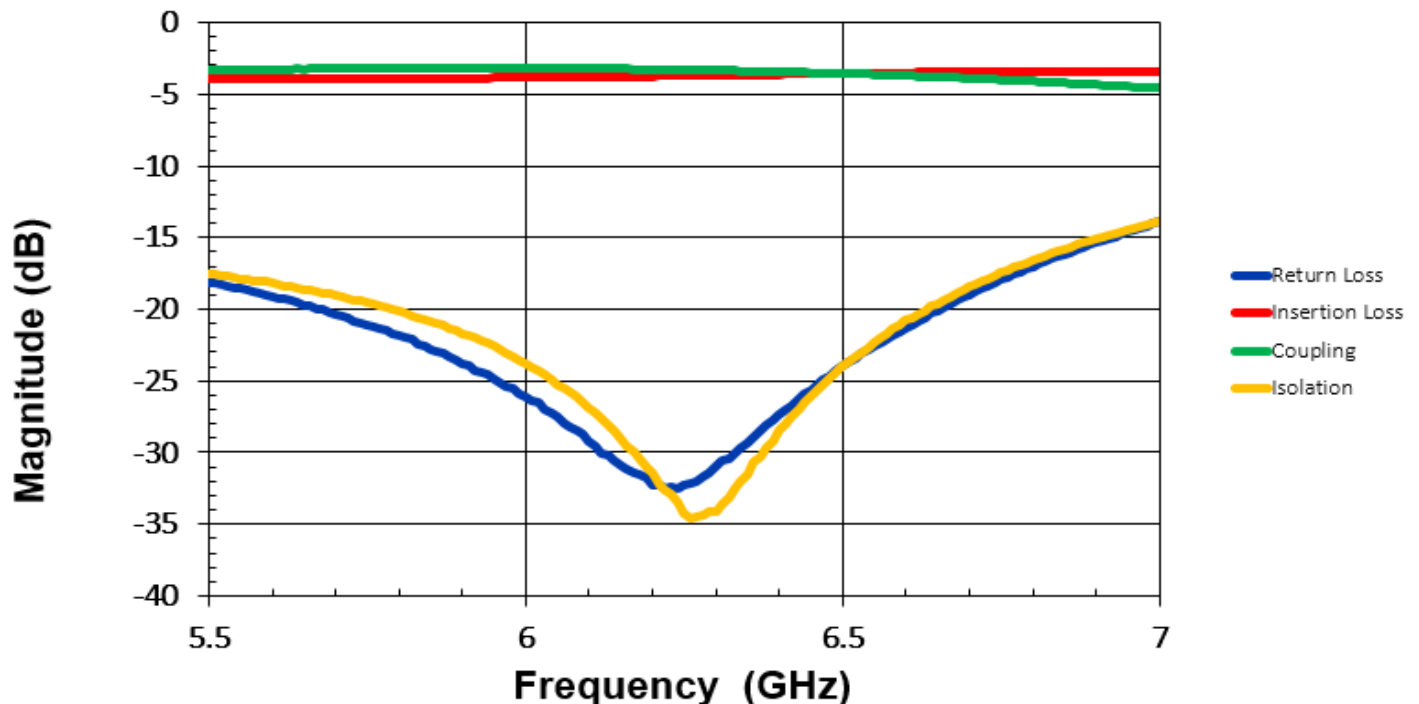
- Small Size
- Fully Shielded Component
- Solder Surface Mount Package
- Moisture Sensitivity Level: MSL1
- Frequency Stable over Temperature
- Operating & Storage Temp: -55°C to +125°C
- Characteristic Impedance: 50Ω

SPECIFICATIONS*

Parameter	Frequency (GHz)	Min	Max
Passband Insertion Loss* (dB)	5.9 - 6.5		0.5
Passband Return Loss (dB)		15	
Coupling (dB)		3.3	
Directivity (dB)		17	
Input Power (W)			TBD
Size (LxWxH)	0.425 x .250 x .020 in 10.80 x 6.35 x .508 mm		

*Electrical specifications based on typical mounted performance at room temperature. Insertion loss shall vary ± 0.5 dB over temperature.

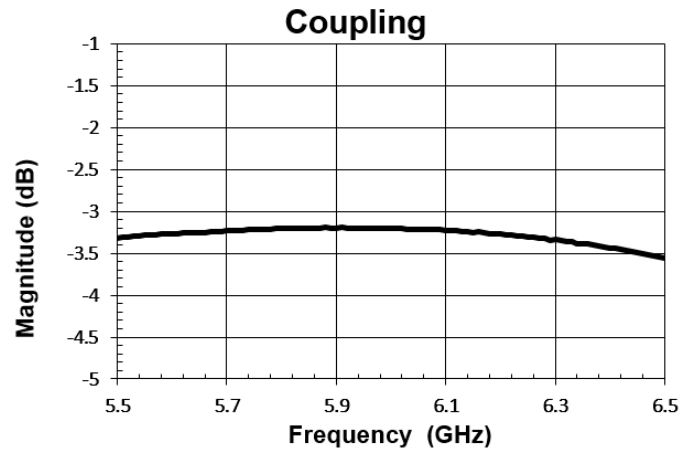
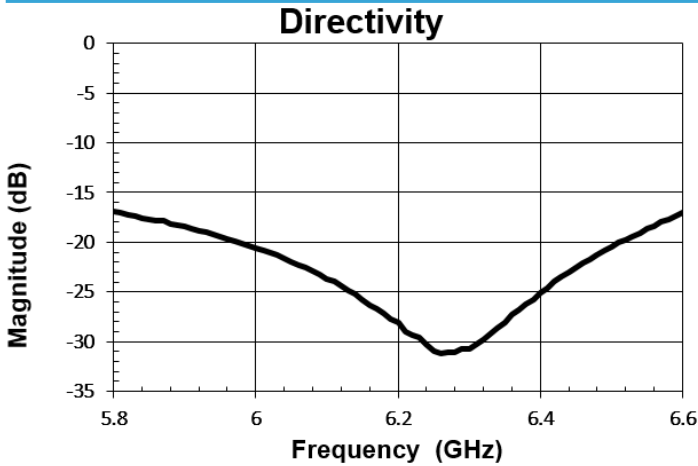
Typical Measured Performance



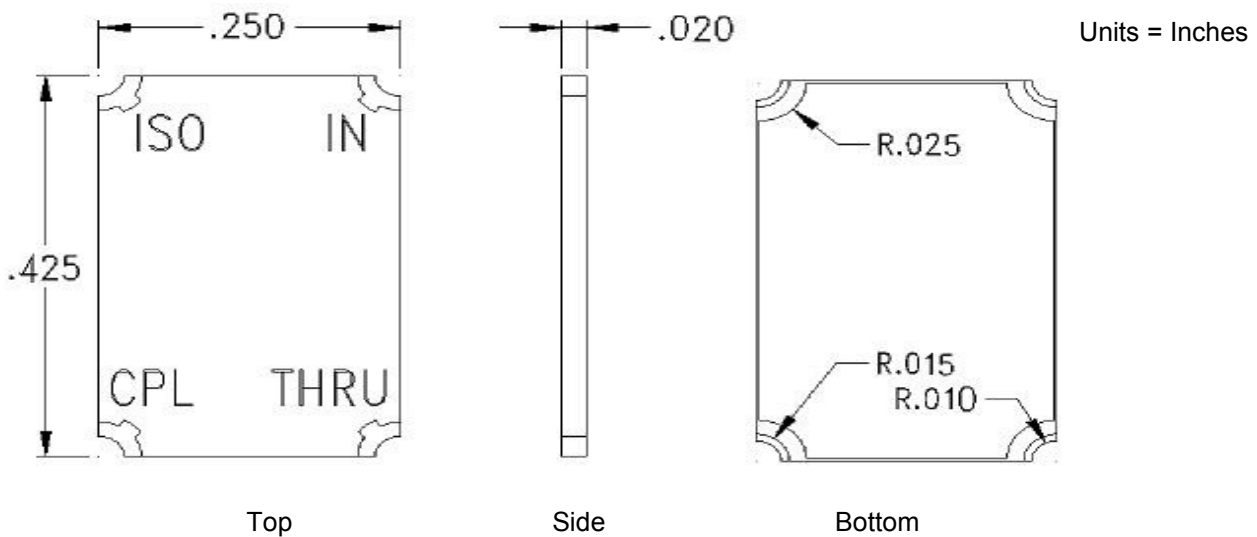
*Typical measured performance mounted on RO4350B test board at 25°C.

5.9-6.5GHz 3dB Branchline Coupler

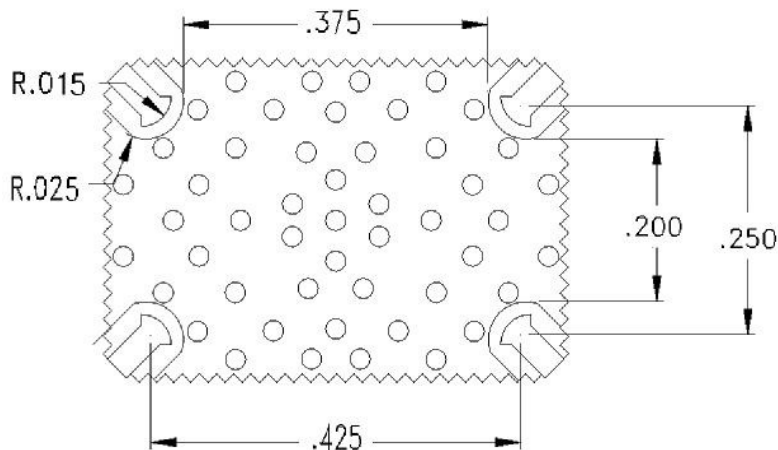
FPC06700



Physical Dimensions



Recommended PCB Layout



- 50Ω trace dimensions are application specific.
- Ensure adequate grounding beneath the part.
- Trace feed locations can be horizontal, vertical, or angled.

