

## 20 to 40GHz 20dB Directional Coupler

FPC07181

### DESCRIPTION

DLI introduces its new high frequency, wide band surface mountable catalog direction couplers. These couplers incorporate DLI's high dielectric ceramic materials which provide small size and minimal performance variation over temperature. They are available in symmetrical and Asymmetrical versions

### FEATURES

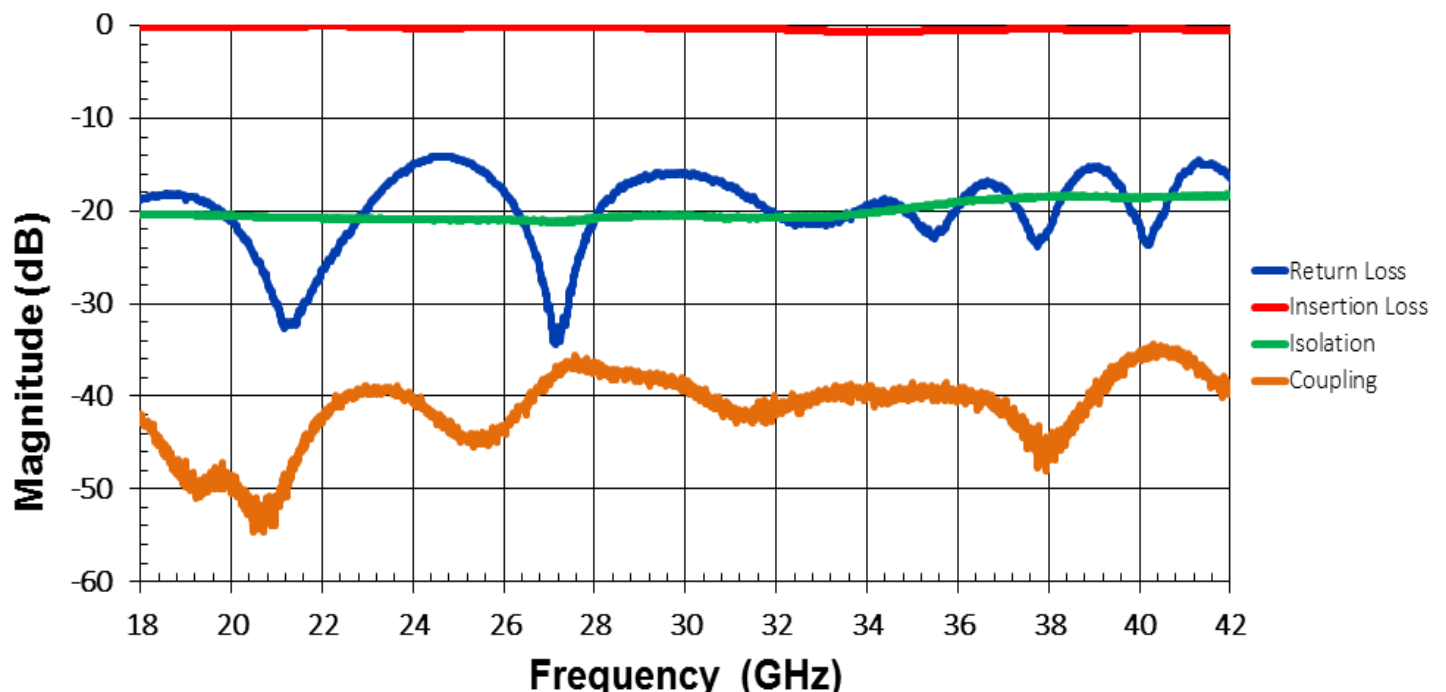
- Small Size
- Fully Shielded Component
- Solder Surface Mount Package
- Moisture Sensitivity Level: MSL1
- Frequency Stable over Temperature
- Operating & Storage Temp: -55°C to +125°C
- Characteristic Impedance: 50Ω

### SPECIFICATIONS\*

Parameter	Frequency (GHz)	Min	Max
Passband Insertion Loss* (dB)	20-40		0.3
Passband Return Loss (dB)		14	
Coupling (dB)		18.5	21.5
Directivity (dB)		14	
Input Power (W)			TBD
Size (LxWxH)	0.065 x 0.050x .010 in 1.651 x 1.27 x 0.254 mm		

\*Electrical specifications based on typical mounted performance at room temperature. Insertion loss shall vary  $\pm 0.5$ dB over temperature.

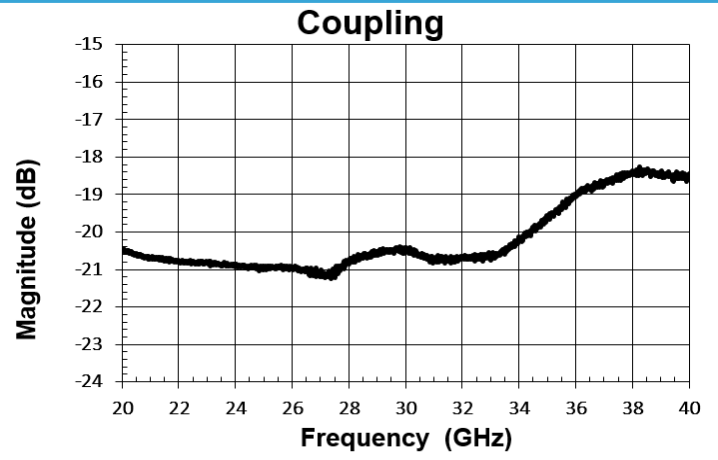
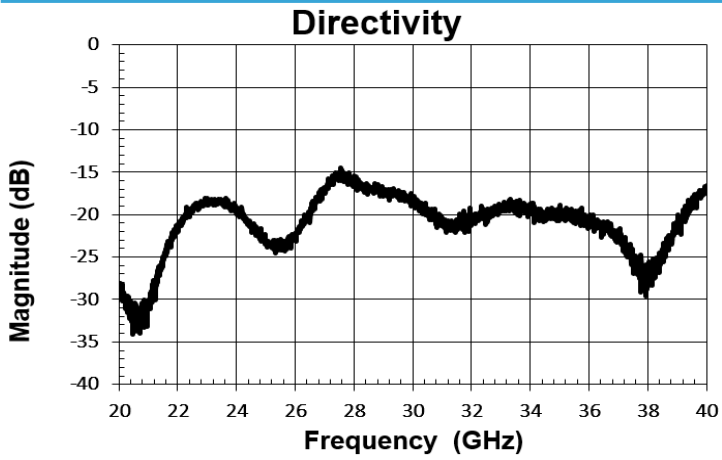
### Typical Measured Performance



\*Typical measured performance mounted on RO4350B test board at 25°C.

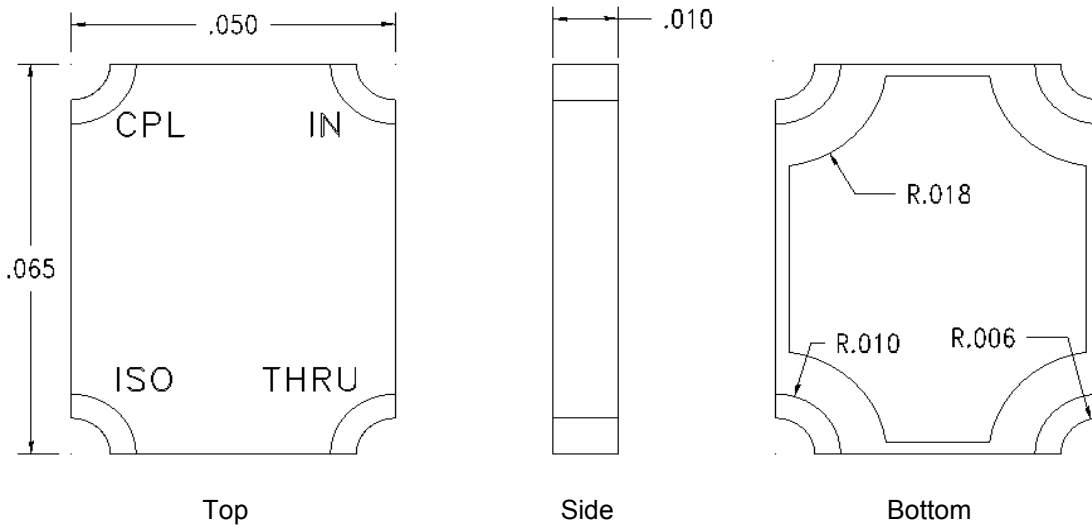
# 20 to 40GHz 20dB Directional Coupler

**FPC07181**

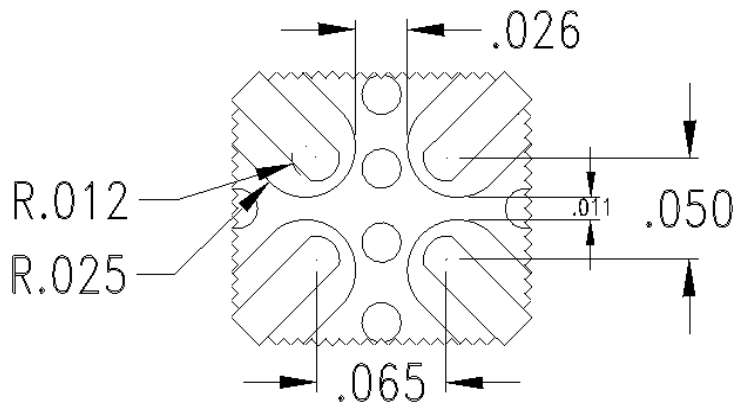


## Physical Dimensions

Units = Inches



## Recommended PCB Layout



- 50Ω trace dimensions are application specific.
- Ensure adequate grounding beneath the part.
- Trace feed locations can be horizontal, vertical, or angled.

