


C04/C06/C08 Broadband Blocks

Functional Applications

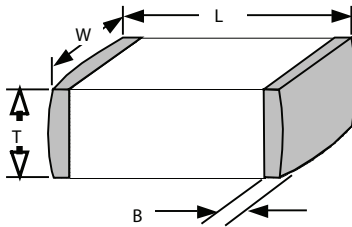
Fiber Optic Links, High Isolation Decoupling, LAN's, VCO Frequency Stabilization, Diplexers, RF/Microwave Modules, Instruments and Test Equipment.

Benefits

Resonance free DC Blocking / Decoupling, Less than 0.25 db loss @ 4 GHz (typical), Surface mountable



Mechanical Specification



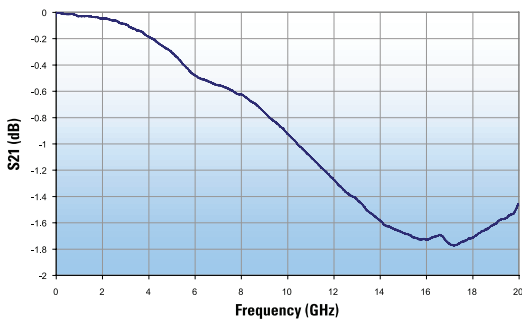
Product Code	Body Dimensions			Band Dimensions (B)	
	Length (L)	Width (W)	Thickness (T)	Min	Max
C04BL	0.040" ± 0.008"	0.020" ± 0.006"	0.028" Max	0.003"	0.019"
C06BL	0.060" ± 0.012"	0.031" ± 0.009"	0.036" Max	0.006"	0.03"
C08BL	0.081" ± 0.020"	0.051" ± 0.013"	0.061" Max	0.012"	0.0468"

Part Characteristics

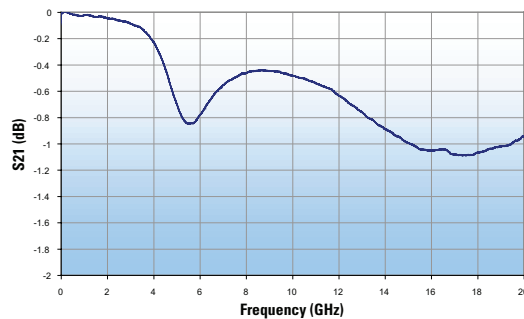
Part Number	Capacitance Guaranteed Minimum Value	Voltage Rating	Temperature Coefficient -55°C to 125°C	Maximum Dissipation Factor	Insulation Resistance (MΩ Minimum)	Aging Rate	Frequency Range	Termination
C04BL121X-5UN-X0T	120pF @ 1KHz, 2Vrms	50 Vdc	± 15%	3.0% @ 1KHz, 2Vrms	10 ⁴	<=1.5% / decade hours	10MHz – 40GHz	"U" & "S"
C06BL851X-1UN-X0T	850pF @ 1KHz, 2Vrms	100 Vdc					2MHz – 30GHz	"U", "S" & "Z"
C08BL242X-5UN-X0T	2400pF @ 1KHz, 2Vrms	50 Vdc					1MHz – 20GHz	"U", "S" & "Z"
C08BL102X-1UN-X0T	1000pF @ 1KHz, 2Vrms	100 Vdc					1MHz – 20GHz	"U", "S" & "Z"

Performance

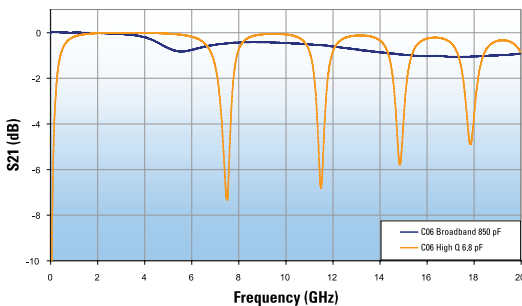
C08BL242X-5UN-X0T Insertion Loss (S21)



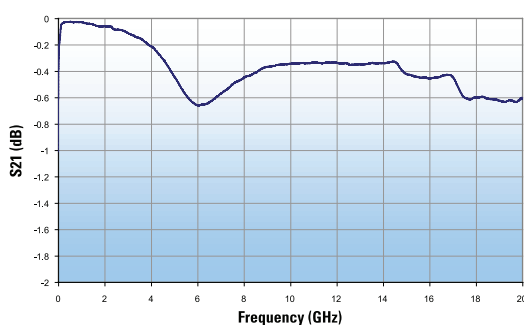
C06BL851X-1UN-X0T Insertion Loss (S21)



High Q & Broadband MLC Compared Insertion Loss (S21)



C04BL121X-5UN-X0T Insertion Loss (S21)



The information above represents typical device performance.