

12 to 18GHz 10dB Directional Coupler FPC06151

www.knowlesc capacitors.com

DESCRIPTION

DLI brand directional couplers utilize DLI's high dielectric ceramic materials to deliver small size and minimal performance variation over temperature.

FEATURES

- Small Size
- Wirebond connections
- Moisture Sensitivity Level: MSL1
- Frequency Stable over Temperature
- Operating & Storage Temp: -55°C to +125°C
- Characteristic Impedance: 50Ω

Packaging and Ordering Information: To request Tape and Reel packaging, please order part number FPC06151-T, see additional data on page 4.

SPECIFICATIONS*

Parameter	Frequency Range (GHz)	Min	Max
Passband Insertion Loss* (dB)	12 - 18		0.5
Passband Return Loss (dB)		12	
Coupling (dB)		9	11
Directivity (dB)		10	
CW Input Power** (W)			25
$\theta_{JC} \left(\frac{^{\circ}\text{C}}{\text{W}} \right)$	3		
Size (L x W x H)	0.100 x 0.080 x 0.015 in 2.54 x 2.03 x 0.38 mm		



*Electrical specifications based on typical mounted performance at room temperature. Insertion loss shall vary $\pm 0.5\text{dB}$ over temperature.

** Power rating assumes the component will be mounted to a PCB with good thermally conducting ground vias as outlined in the recommended PCB layout that are connected to an adequate heat sink. Max power is based on 125°C base temperature.

Information in this document is for informational and guideline purposes only. All information regarding the Product described in this datasheet is subject to change from time to time at Knowles Precision Devices' sole discretion. It is the customer's sole responsibility to evaluate the suitability of the Product in the customer's particular application. Knowles Precision Devices assumes no responsibility or liability for the use of the information contained within.

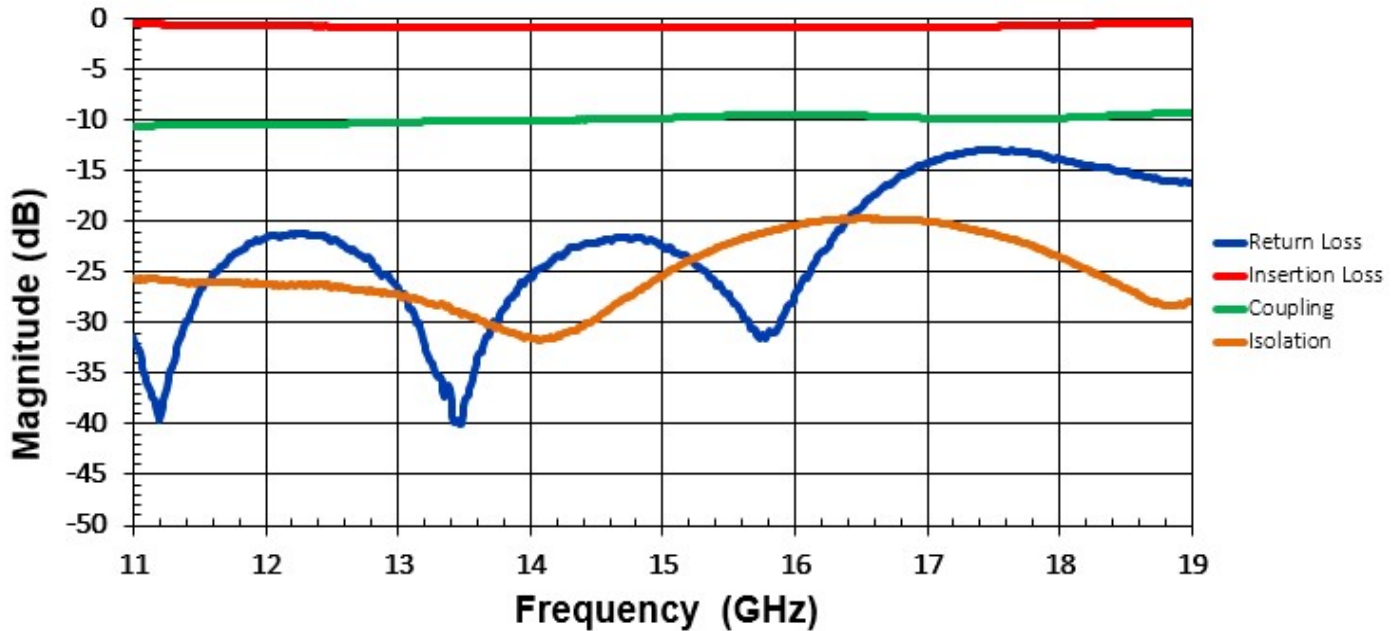
2777 Route 20 East, Cazenovia, NY 13035 | Ph.: (315)655-8710

To Order Contact KCCSales@knowles.com | For Technical Inquiries Contact DLIengineering@knowles.com

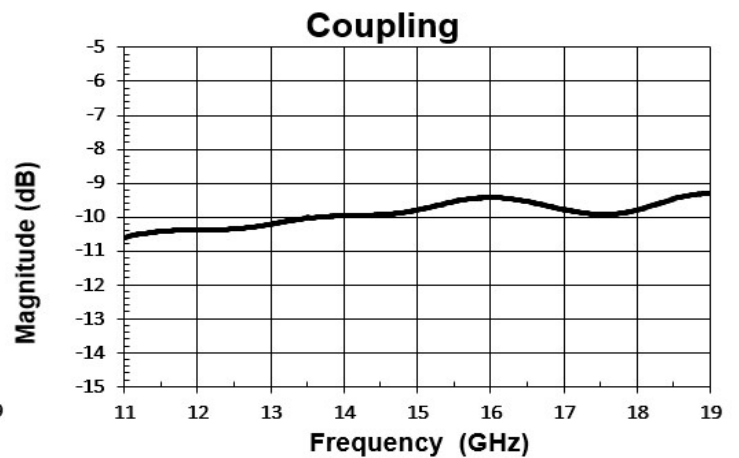
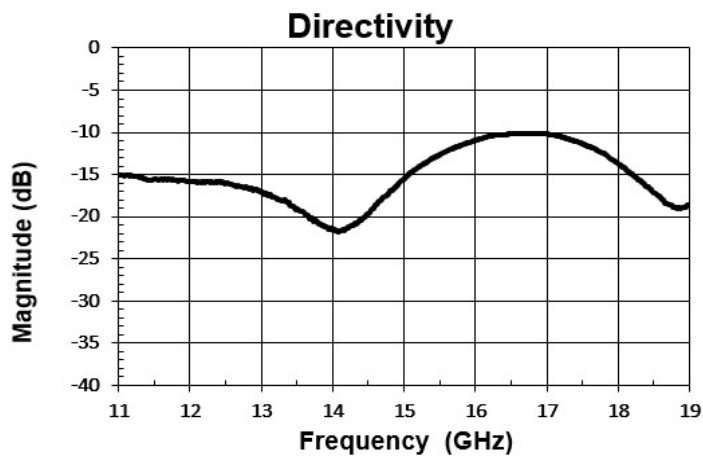
12 to 18GHz 10dB Directional Coupler FPC06151

www.knowlesc capacitors.com

Typical Measured Performance*



*Typical de-embedded measured performance mounted on a connectorized test fixture. DEB is 0.010in RO4350B with 50.0Ohm CPW ground traces going into the ports at room temperature.



2777 Route 20 East, Cazenovia, NY 13035 | Ph.: (315)655-8710

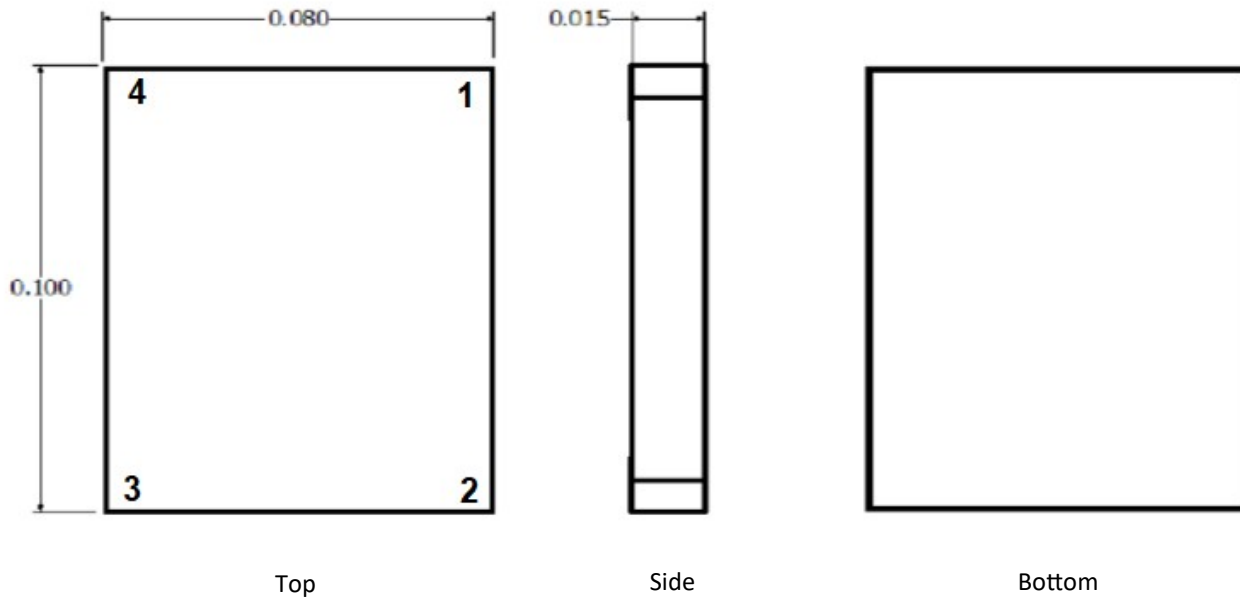
To Order Contact KCCSales@knowles.com | For Technical Inquiries Contact DLengineering@knowles.com

12 to 18GHz 10dB Directional Coupler
FPC06151

www.knowlescapacitors.com

Physical Dimensions

Units = Inches



Notes :

1. Termination Finish: Gold
2. Maximum Assembly Process Temperature: 250°C

Tolerances:

For values with 3 decimal places ± 0.001

For values with 4 decimal places ± 0.0005

FPC06151 Coupler Port Configuration				
	Port 1	Port 2	Port 3	Port 4
Configuration 1	Input	Output	Isolated	Coupled
Configuration 2	Output	Input	Coupled	Isolated
Configuration 3	Coupled	Isolated	Output	Input
Configuration 4	Isolated	Coupled	Input	Output

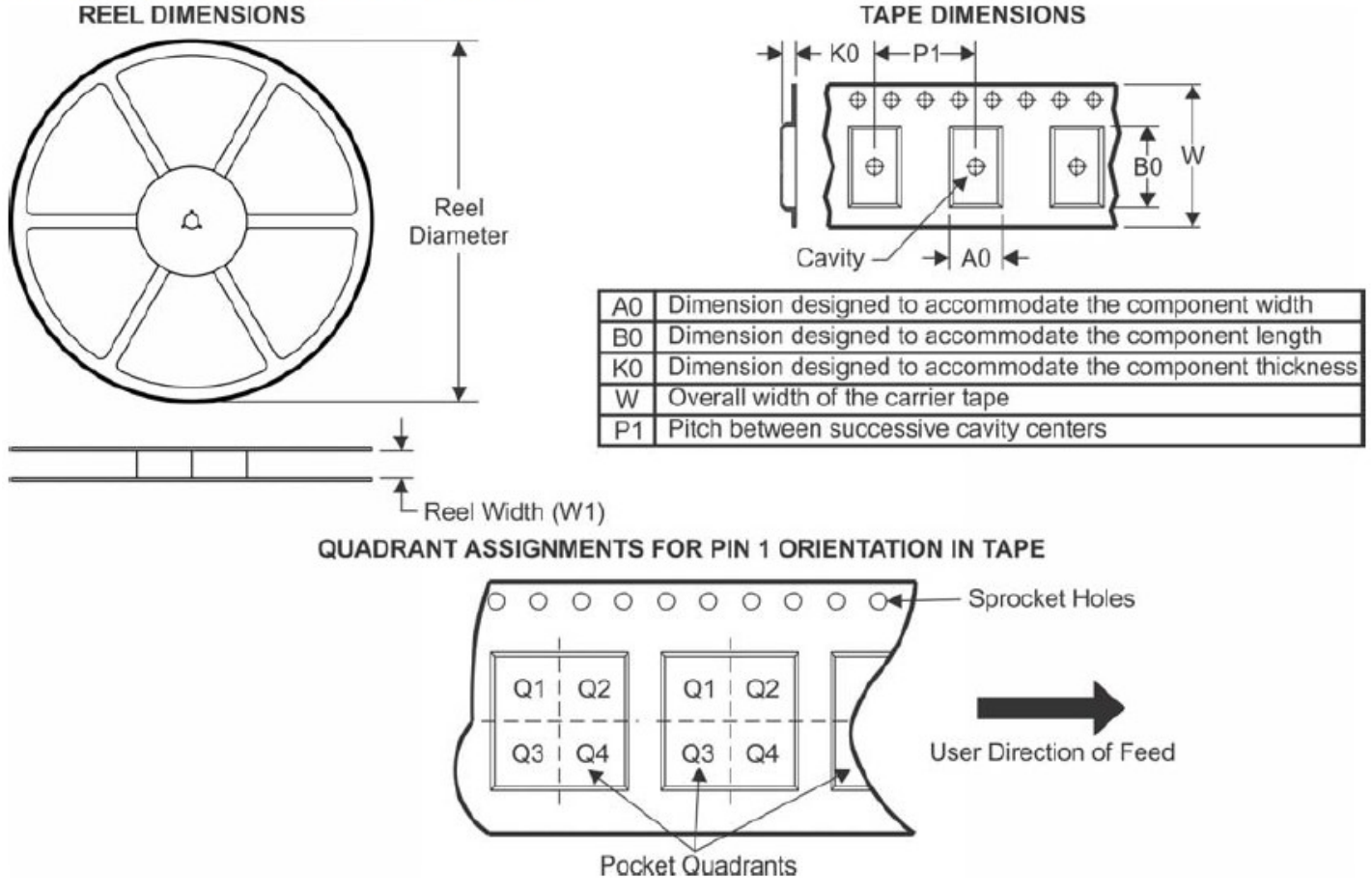
2777 Route 20 East, Cazenovia, NY 13035| Ph.: (315)655-8710

To Order Contact KCCSales@knowles.com | For Technical Inquiries Contact DLIengineering@knowles.com

12 to 18GHz 10dB Directional Coupler FPC06151

www.knowlescapacitors.com

TAPE AND REEL INFORMATION



*All dimensions are nominal

Device	Package Type	Reel Diameter (mm)	Reel Width W1 (mm)	A0 (mm)	B0 (mm)	K0 (mm)	P1 (mm)	W (mm)	Pin1 Quadrant
FPC06151-T	WB	180	8.4	2.5	3.4	1.	4	8	Q2

2777 Route 20 East, Cazenovia, NY 13035| Ph.: (315)655-8710

To Order Contact KCCSales@knowles.com | For Technical Inquiries Contact DLengineering@knowles.com