



**DC to 25GHz 20dB  
Resistive Coupler  
FPC06881**

www.dilabs.com



DLI•Johanson MFG•Novacap•Syfer•Voltronics  
www.knowlesc capacitors.com

**DESCRIPTION**

DLI introduces its new high frequency, wide band surface mountable catalog direction couplers. These couplers incorporate DLI's high dielectric ceramic materials which provide small size and minimal performance variation over temperature. They are available in 20dB and 30dB versions.

**FEATURES**

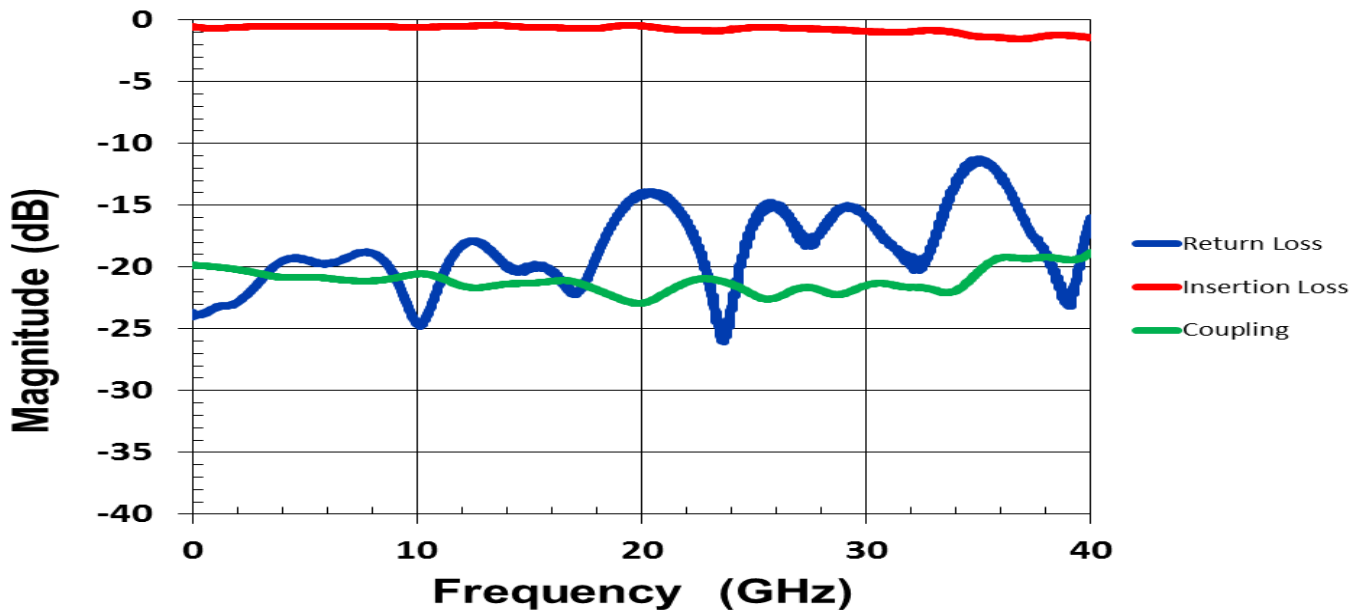
- Small Size
- Frequency Stable over Temperature
- Solder Surface Mountable
- Excellent Repeatability
- Operating Temp: -55°C to +125°C
- Characteristic Impedance: 50Ω

**SPECIFICATIONS\***

Parameter	Frequency (GHz)	Typ.	Max
Passband Insertion Loss* (dB)	DC-25	2.85	3
Min Passband Return Loss (dB)		12	12.25
Coupling (dB)		20	20
Isolation (dB)		20	20
Size (LxWxH)	0.060 x 0.088 x 0.010" (1.53 x 2.25 x 0.256mm)		

\*Electrical specifications based on typical mounted performance at room temperature. Insertion loss shall vary ±0.5dB over temperature.

**Typical Measured Performance**



\*Typical measured performance mounted on RO4350B test board at 25°C.

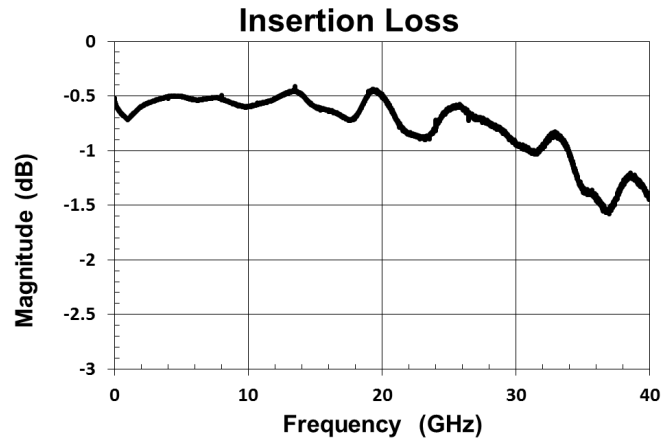
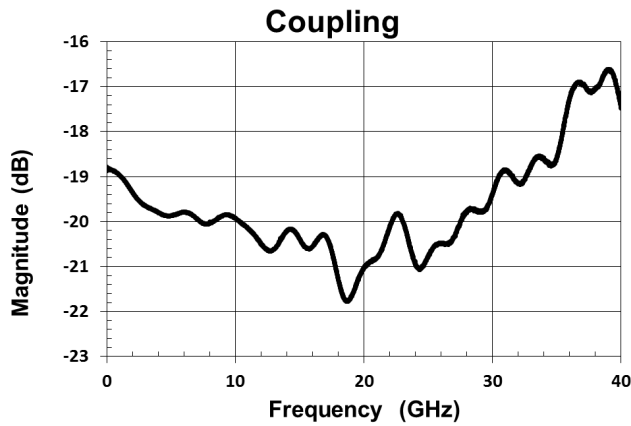


**DC to 25 GHz 20dB  
Resistive Coupler**  
**FPC06881**

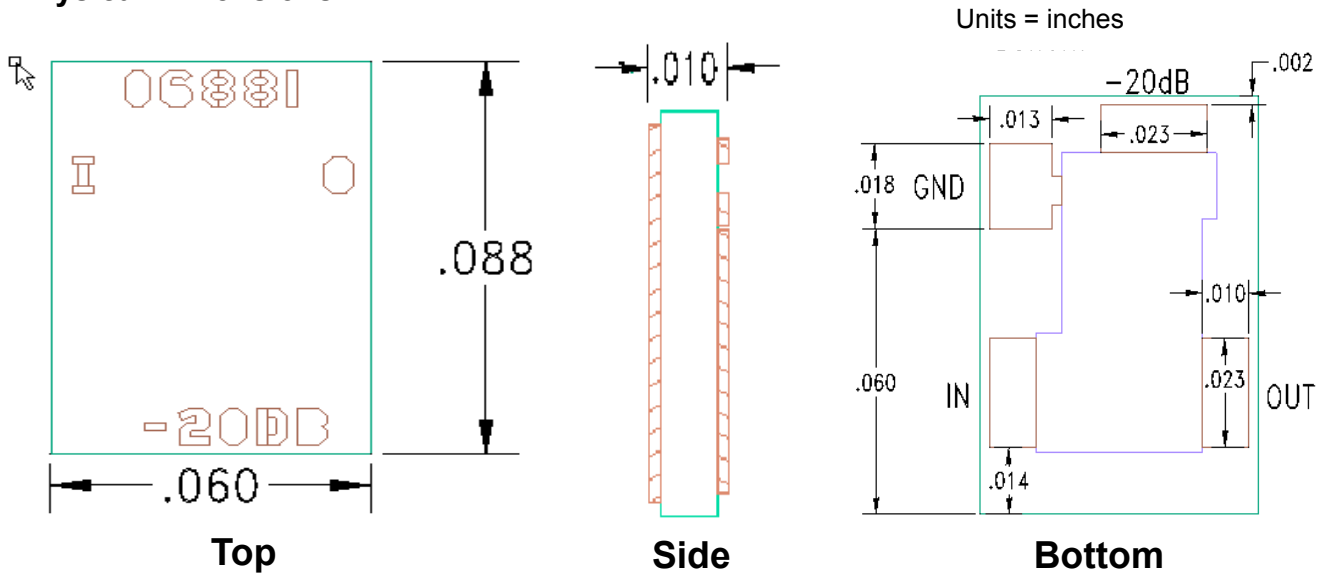
www.dilabs.com



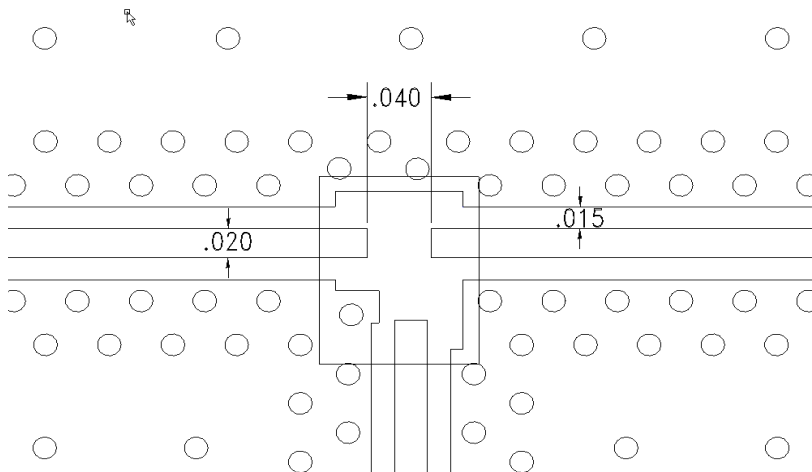
DLI•Johanson MFG•Novacap•Syfer•Voltronics  
www.knowlesc capacitors.com



**Physical Dimensions**



**Recommended PCB Layout**



- 50Ω trace dimensions are application specific.
- Ensure adequate grounding beneath the part.
- Trace feed locations can be horizontal, vertical, or angled.



2777 Route 20 East, Cazenovia, NY 13035 | Ph: (315)655-8710 | KCCSales@knowles.com