


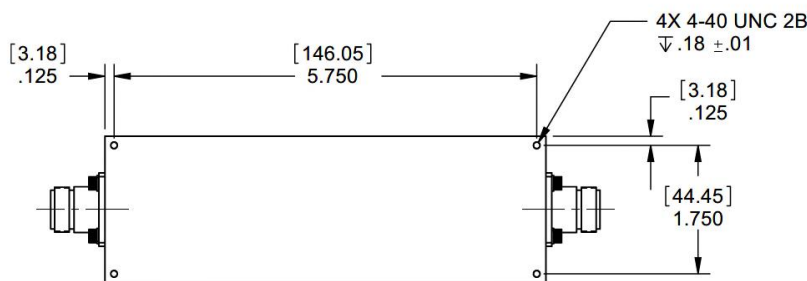

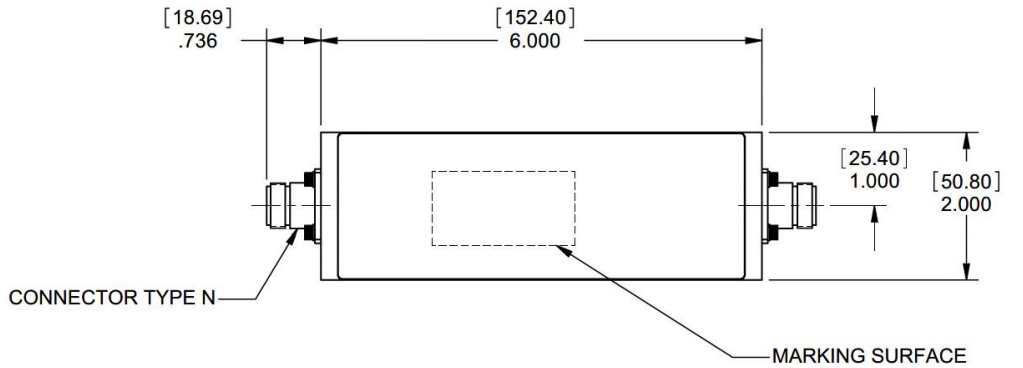
Lumped Lowpass Filter

Features/Benefits

- Type N-F Connectors
- Made in U.S.A.



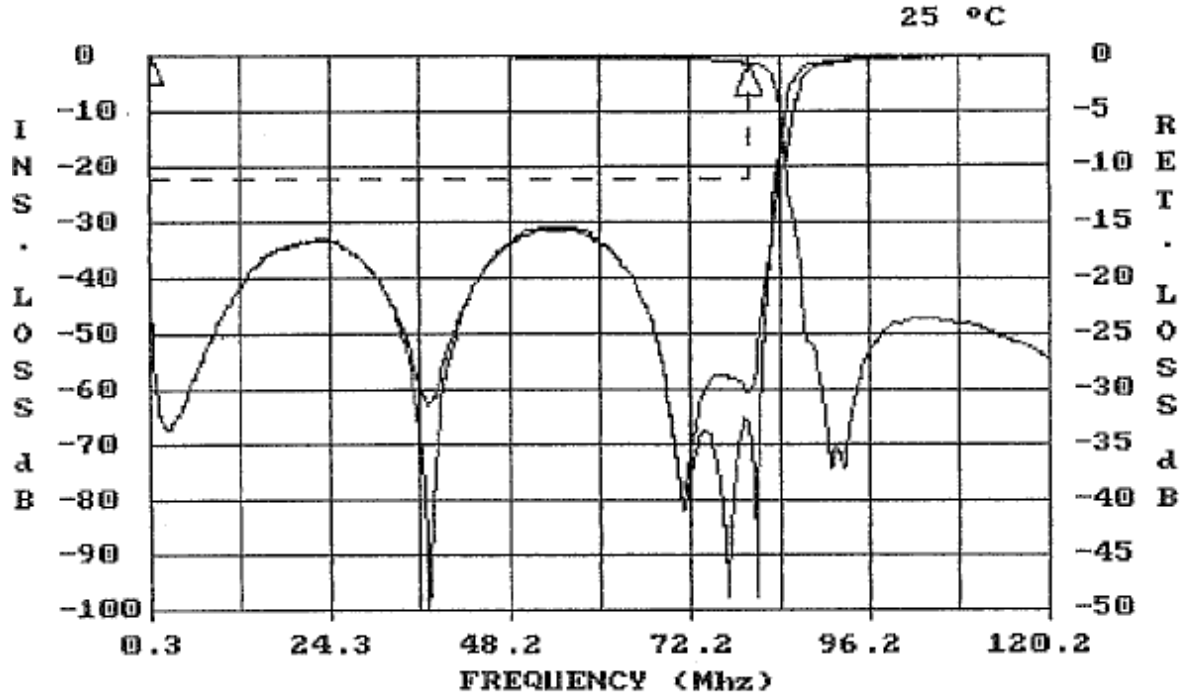
Parameter	Specification
Cutoff Frequency (Fc)	80 MHz
Passband	-1.5 dBa max from 0.3 MHz to 80 MHz
VSWR	1.75 max from 0.3 MHz to 80 MHz
Rejection	-30 dBa min from 88 MHz to 200 MHz
Temperature, Operating	0°C to +50°C
Temperature, Storage	0°C to +50°C
Mechanical Dimensions	6.000 x 2.000 x 2.000 inches [152.40 x 50.80 x 50.80 mm] (L X W X H)



UNLESS OTHERWISE SPECIFIED
DIMENSIONS ARE IN INCHES.
TOLERANCES ARE:

INCHES	MILLIMETERS
.XX ± .02	[X.X] ± .5
.XXX ± .010	[X.XX] ± .25
.XXXX ± .0020	[X.XXX] ± .051

This document contains proprietary information and is to be used only for the purposes for which it has been supplied and is not to be duplicated or disclosed in whole or in part without written permission from a duly authorized representative of Knowles.

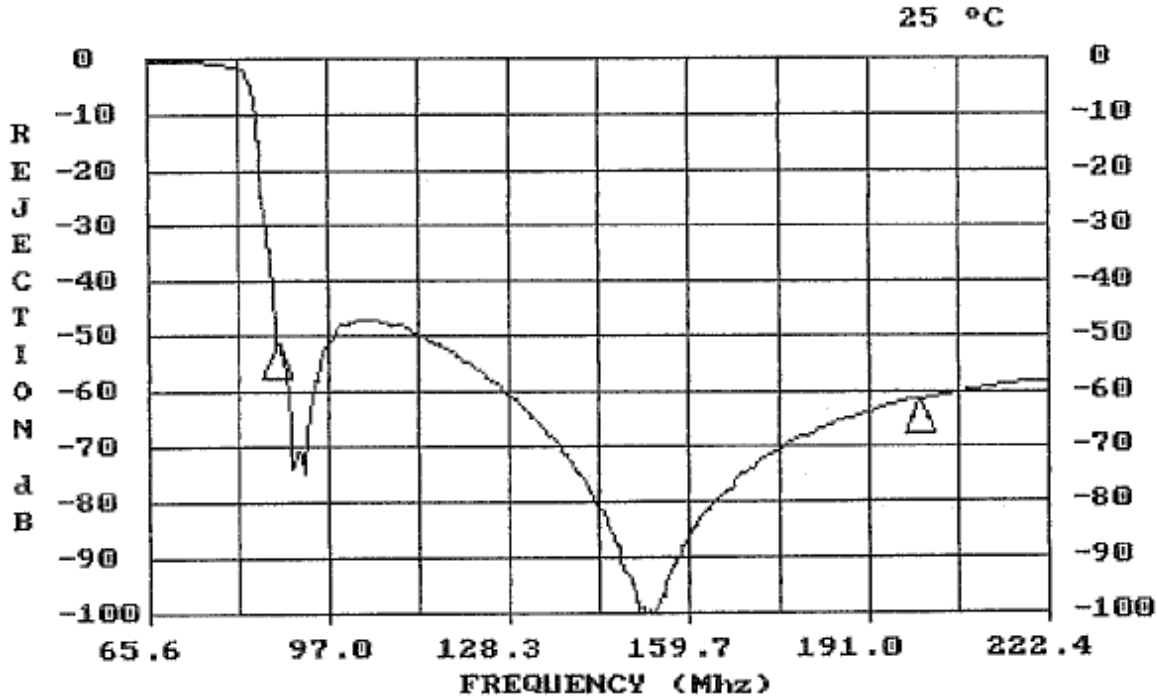


FREQUENCY (MHZ)	VALUE	SPEC	COMMENTS
.3 - 80	-1.15 dbA	-1.5 dbA MAX	
FREQUENCY (MHZ)	VALUE	SPEC	COMMENTS
.3 - 80	-15.6	1.75 :1 MAX	(S11) - VSWR
.3 - 80	-15.3	1.75 :1 MAX	(S22) - VSWR

This document contains proprietary information and is to be used only for the purposes for which it has been supplied and is not to be duplicated or disclosed in whole or in part without written permission from a duly authorized representative of Knowles.

Phone: 1-315-655-8710 • Email: KPD-NA-sales@knowles.com • www.knowlescapacitors.com

Product and product information are subject to change without notice.



FREQUENCY (MHZ)	VALUE	SPEC	COMMENTS
88 - 200	-47.1 dbA	-30 dbA MIN	

This document contains proprietary information and is to be used only for the purposes for which it has been supplied and is not to be duplicated or disclosed in whole or in part without written permission from a duly authorized representative of Knowles.

Phone: 1-315-655-8710 • Email: KPD-NA-sales@knowles.com • www.knowlescapacitors.com

Product and product information are subject to change without notice.