

6.5GHz Wirebond Lowpass Filter

L065XG9W

www.knowlesc capacitors.com

DESCRIPTION

DLI's high frequency wirebond catalog lowpass filters utilize DLI's high dielectric ceramic materials which provide small size and minimal performance variation over temperature. The catalog LPF's are offered with the same footprint in a variety of frequency bands to provide a drop in solution with highly repeatable performance.

FEATURES

- Small Size
- Fully Shielded Component
- Wirebond
- Moisture Sensitivity Level: MSL1
- Frequency Stable over Temperature
- Operating & Storage Temp: -55°C to +125°C
- Characteristic Impedance: 50Ω

Packaging and Ordering Information:

To request tape and reel packaging, please order part number L065XG9W-T, see additional data on page 4.

SPECIFICATIONS*

Parameter	Frequency Range (GHz)	Min	Typ.	Max
Insertion Loss (dB)	DC - 6.0		0.85	1.3
Return Loss (dB)		17.0	20.0	
High Side Rejection (dB)	8.0 - 22.4	35.0		
CW Input Power** (W)				9.4
$\theta_{JC} \left(\frac{^{\circ}\text{C}}{\text{W}} \right)$		8.0		
Size (L x W x H)	0.220 x 0.180 x 0.118 in 5.59 x 4.57 x 3.00 mm			

*Electrical specifications based on typical probed performance at room temperature. Insertion loss shall vary $\pm 0.5\text{dB}$ over temperature.

**Power rating assumes the component will be mounted to a PCB with good thermally conducting ground vias as outlined in the recommended PCB layout that are connected to an adequate heat sink. Max power is based on 125°C base temperature.



Information in this document is for informational and guideline purposes only. All information regarding the Product described in this datasheet is subject to change from time to time at Knowles Precision Devices' sole discretion. It is the customer's sole responsibility to evaluate the suitability of the Product in the customer's particular application. Knowles Precision Devices assumes no responsibility or liability for the use of the information contained within.

2777 Route 20 East, Cazenovia, NY 13035 | Ph.: (315)655-8710

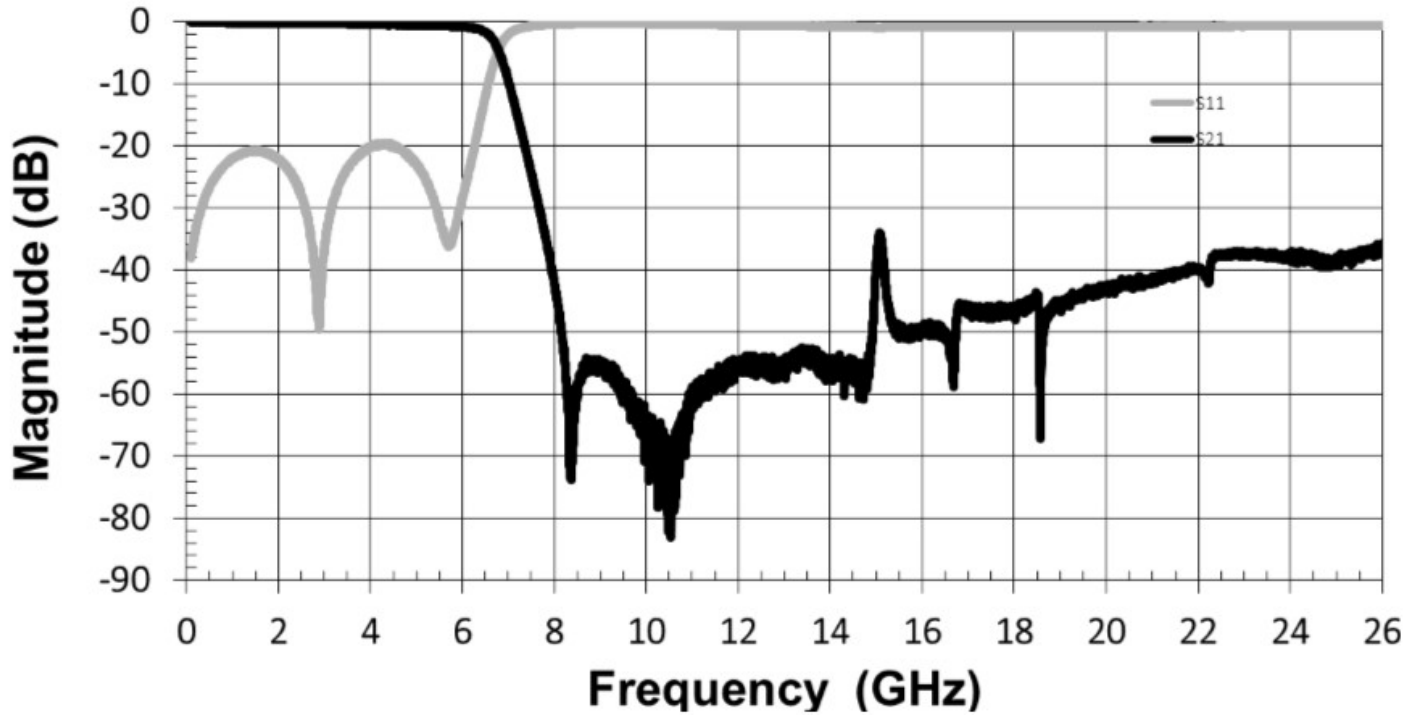
To Order Contact KCCSales@knowles.com | For Technical Inquiries Contact DLIengineering@knowles.com

6.5GHz Wirebond Lowpass Filter

L065XG9W

www.knowlescapacitors.com

Typical Measured Performance



*Typical de-embedded measured performance mounted on a connectorized test fixture. DEB is 0.010in RO4350B with 50.0Ohm CPW ground traces going into the ports at room temperature.

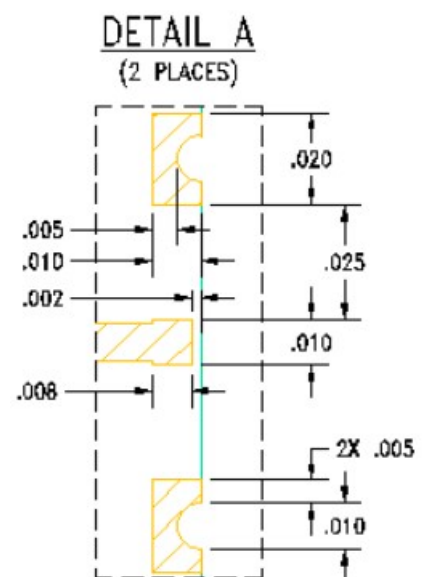
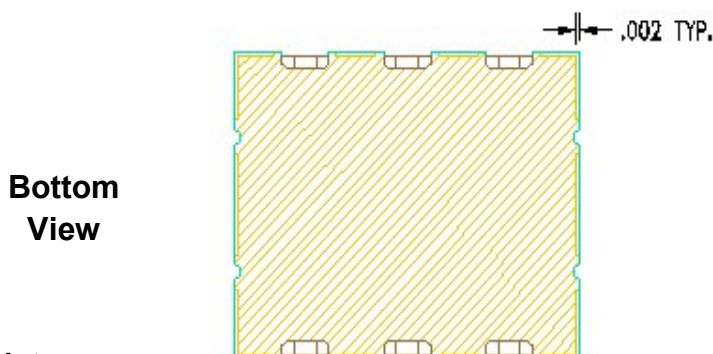
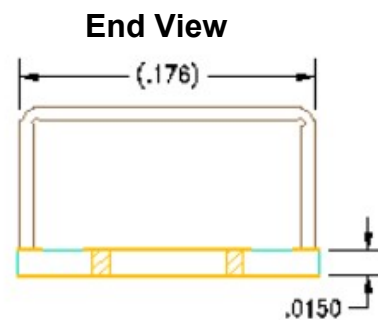
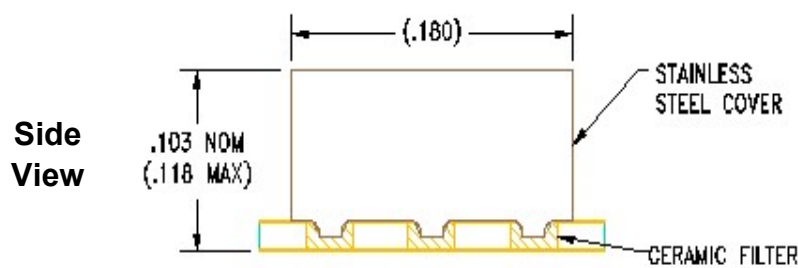
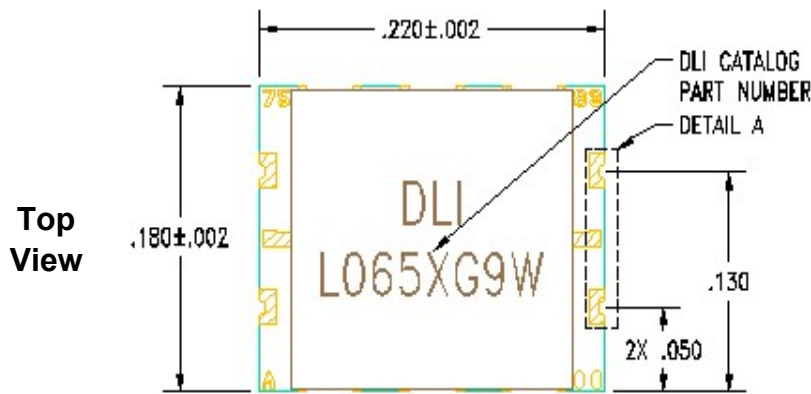
2777 Route 20 East, Cazenovia, NY 13035 | Ph.: (315)655-8710

To Order Contact KCCSales@knowles.com | For Technical Inquiries Contact DLengineering@knowles.com

6.5GHz Wirebond Lowpass Filter
L065XG9W

Physical Dimensions

Units = inches



Notes :

1. Termination Finish: Gold
2. Maximum Assembly Process Temperature: 250°C

Tolerances:

For values with 3 decimal places ± 0.001

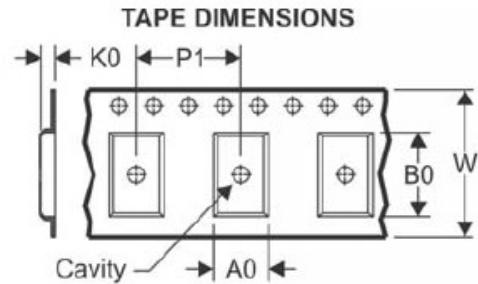
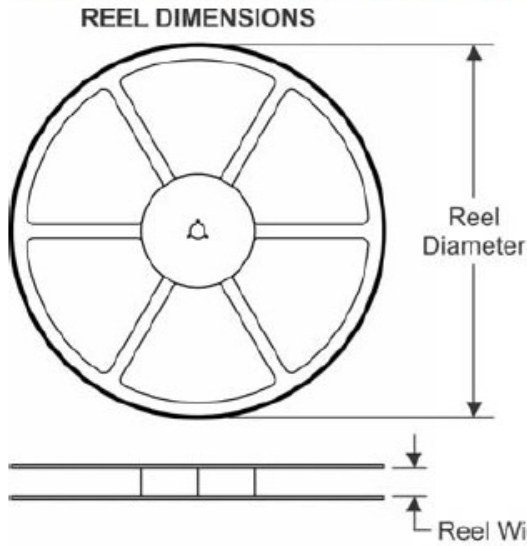
For values with 4 decimal places ± 0.0005

2777 Route 20 East, Cazenovia, NY 13035 | Ph.: (315)655-8710

To Order Contact KCCSales@knowles.com | For Technical Inquiries Contact DLIengineering@knowles.com

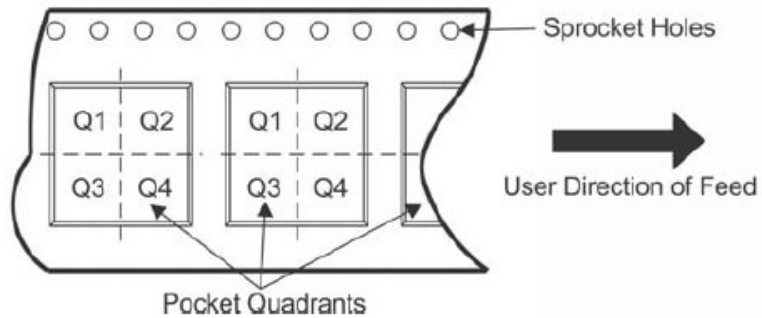
6.5GHz Wirebond Lowpass Filter
L065XG9W

TAPE AND REEL INFORMATION



A0	Dimension designed to accommodate the component width
B0	Dimension designed to accommodate the component length
K0	Dimension designed to accommodate the component thickness
W	Overall width of the carrier tape
P1	Pitch between successive cavity centers

QUADRANT ASSIGNMENTS FOR PIN 1 ORIENTATION IN TAPE



*All dimensions are nominal

Device	Package Type	Reel Diameter (mm)	Reel Width W1 (mm)	A0 (mm)	B0 (mm)	K0 (mm)	P1 (mm)	W (mm)	Pin1 Quadrant
L065XG9W-T	SMD	180	16.4	4.8	5.9	3.2	8	16	Q1&2

2777 Route 20 East, Cazenovia, NY 13035 | Ph.: (315)655-8710

To Order Contact KCCSales@knowles.com | For Technical Inquiries Contact DLIengineering@knowles.com