

22.0GHz Surface Mount Lowpass Filter L220XH5S

www.knowlesc capacitors.com

DESCRIPTION

This catalog low pass filter is built on 5.0 mil thick Alumina substrate. The catalog LPF's are offered in a variety of frequency bands, which offers a drop in solution with highly repeatable performance.

FEATURES

- Small Size
- Solder Surface Mount Package
- Moisture Sensitivity Level: MSL1
- Operating & Storage Temp: -55°C to +125°C
- Characteristic Impedance: 50Ω

Packaging and Ordering Information:

To request tape and reel packaging, please order part number L220XH5S-T.



SPECIFICATIONS*

Parameter	Frequency Range (GHz)	Min	Typ.	Max
Insertion Loss (dB)	DC - 22.0		2.0	2.25
Return Loss (dB)		10	15	
High Side Rejection (dB)	26.75 - 50.0	40	45	
CW Input Power** (W)				5
$\theta_{JC} \left(\frac{^{\circ}\text{C}}{\text{W}} \right)$		15		
Size (L x W x H)	0.220 X 0.120 X 0.090 in 5.59 x 3.05 x 2.28 mm			

*Electrical specifications based on typical probed performance at room temperature. Insertion loss shall vary $\pm 0.5\text{dB}$ over temperature.

**Power rating assumes the component will be mounted to a PCB with good thermally conducting ground vias as outlined in the recommended PCB layout that are connected to an adequate heat sink. Max power is based on 125°C base temperature.

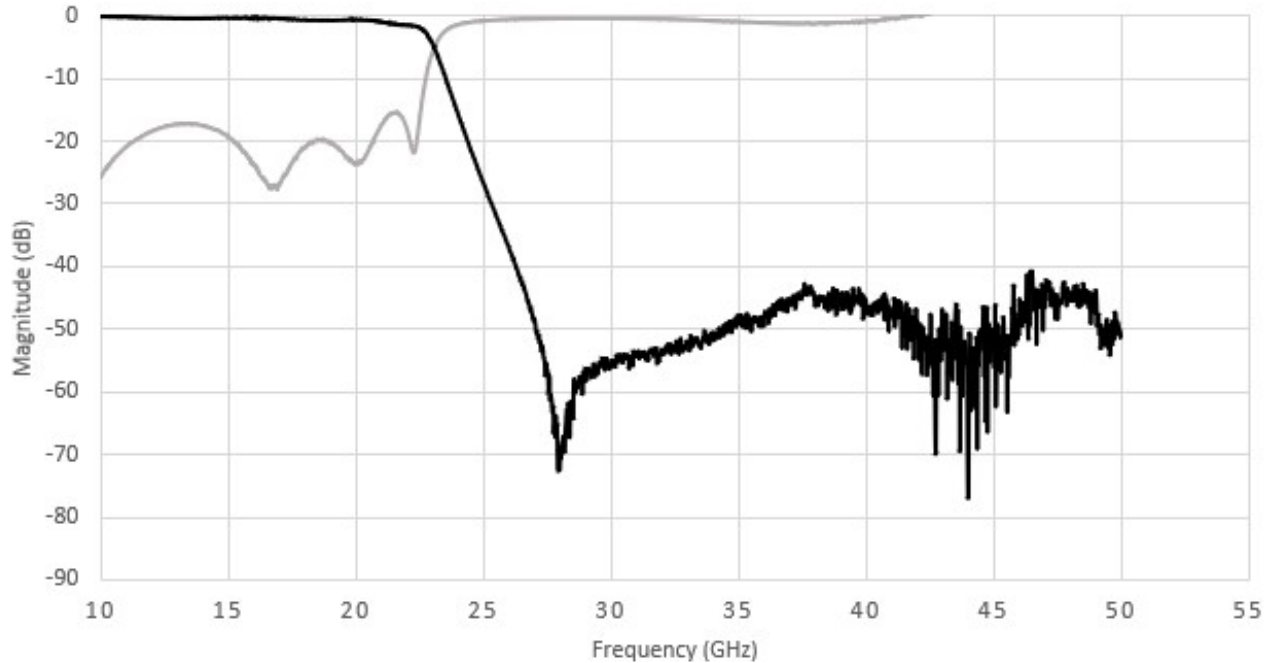
Information in this document is for informational and guideline purposes only. All information regarding the Product described in this datasheet is subject to change from time to time at Knowles Precision Devices' sole discretion. It is the customer's sole responsibility to evaluate the suitability of the Product in the customer's particular application. Knowles Precision Devices assumes no responsibility or liability for the use of the information contained within.

2777 Route 20 East, Cazenovia, NY 13035 | Ph.: (315)655-8710

To Order Contact KCCSales@knowles.com | For Technical Inquiries Contact DLIengineering@knowles.com

**22.0GHz Surface Mount Lowpass Filter
L220XH5S**

Typical Measured Performance



*Typical de-embedded measured performance mounted on a connectorized test fixture. DEB is 0.010in RO4350B with 50.0Ohm CPW ground traces going into the ports at room temperature.

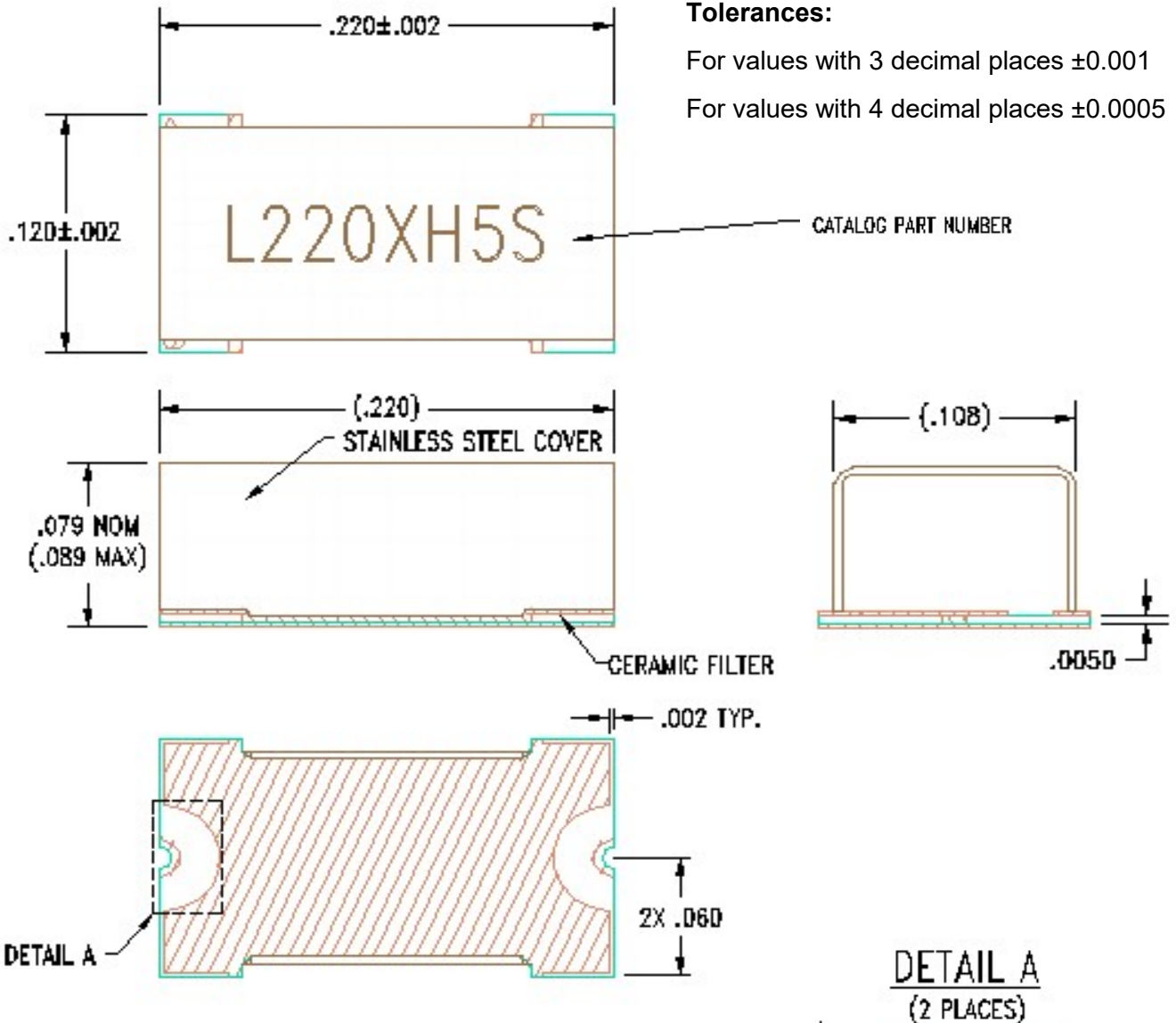
2777 Route 20 East, Cazenovia, NY 13035 | Ph.: (315)655-8710

To Order Contact KCCSales@knowles.com | For Technical Inquiries Contact DLIengineering@knowles.com

**22.0GHz Surface Mount Lowpass Filter
L220XH5S**

Physical Dimensions

Units = inches



Notes :

1. Termination Finish:

ENIG: 3 - 6 μ inch Au over 50 μ inch Ni

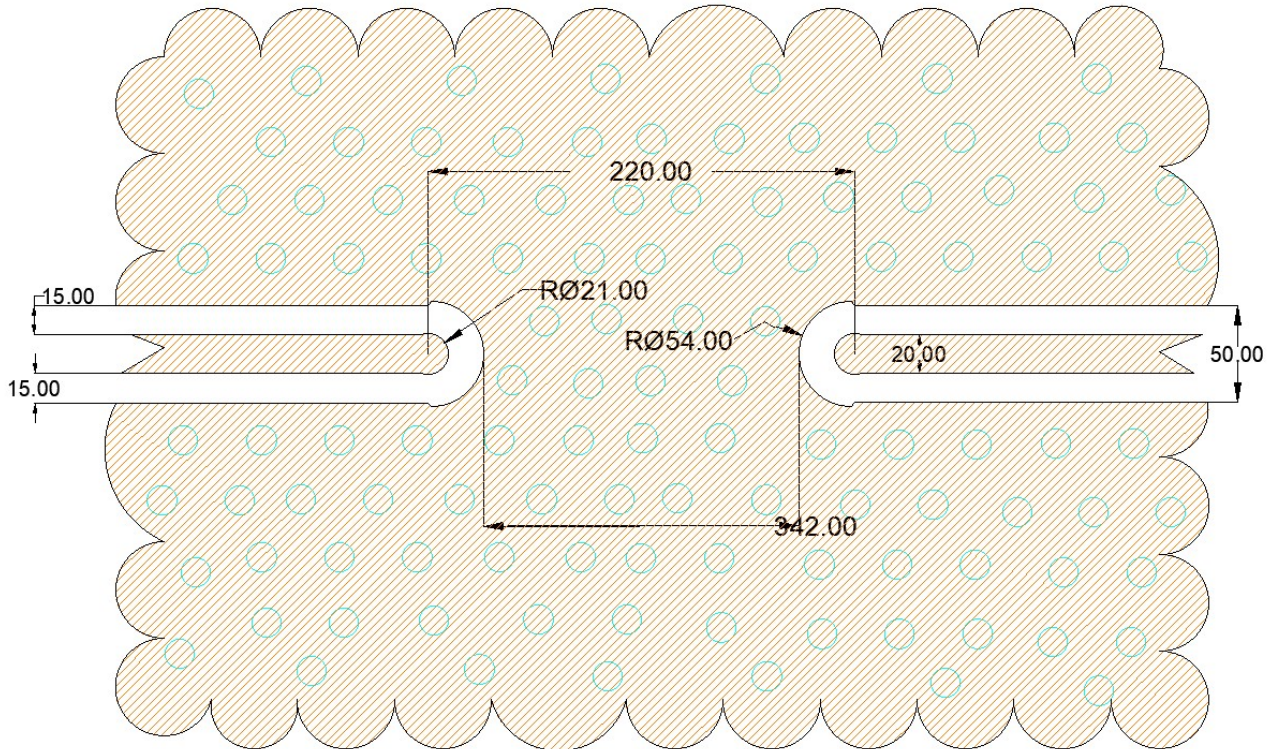
2. Maximum Assembly Process Temperature: 250°C

2777 Route 20 East, Cazenovia, NY 13035 | Ph.: (315)655-8710

To Order Contact KCCSales@knowles.com | For Technical Inquiries Contact DLIengineering@knowles.com

22.0GHz Surface Mount Lowpass Filter
L220XH5S

Recommended PCB Layout

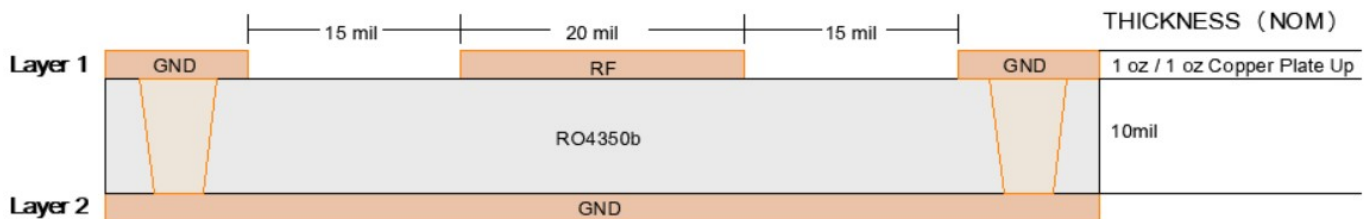


PCB RECOMMENDED STACKUP

Filter is matched to RF layer stackup seen below

Dimensions are specified below in inches (not to scale)

- Board material : RO4350b
- Board material design dk : 3.66
- CPWG : 20mil trace width, 15mil gaps



For further details and best practices, reference the **Microwave Products Guide**, available at: <https://www.knowlesc capacitors.com/Support/Catalogs>

2777 Route 20 East, Cazenovia, NY 13035| Ph.: (315)655-8710

To Order Contact KCCSales@knowles.com | For Technical Inquiries Contact DLengineering@knowles.com